



This discussion paper is/has been under review for the journal Nonlinear Processes in Geophysics (NPG). Please refer to the corresponding final paper in NPG if available.

Propagation regimes of interfacial solitary waves in a three-layer fluid

O. E. Kurkina¹, A. A. Kurkin¹, E. A. Rouvinskaya¹, and T. Soomere^{2,3}

¹Nizhny Novgorod State Technical University n.a. R. Alekseev, Nizhny Novgorod, Russia

²Institute of Cybernetics, Tallinn University of Technology, Akadeemia tee 21, 12618 Tallinn, Estonia

³Estonian Academy of Sciences, Kohtu 6, 10130 Tallinn, Estonia

Received: 5 December 2014 – Accepted: 5 December 2014 – Published: 6 January 2015

Correspondence to: A. A. Kurkin (aakurkin@gmail.com)

Published by Copernicus Publications on behalf of the European Geosciences Union & the American Geophysical Union.

NPGD

2, 1–41, 2015

Propagation regimes of interfacial solitary waves

O. E. Kurkina et al.

Title Page

Abstract

Introduction

Conclusions

References

Tables

Figures



Back

Close

Full Screen / Esc

Printer-friendly Version

Interactive Discussion



Abstract

Long weakly nonlinear finite-amplitude internal waves in a fluid consisting of three inviscid immiscible layers of arbitrary thickness and constant densities (stable configuration, Boussinesq approximation) bounded by a horizontal rigid bottom from below and by a rigid lid at the surface are described up to the second order of perturbation theory in small parameters of nonlinearity and dispersion. First, a pair of alternatives of appropriate KdV-type equations with the coefficients depending on the parameters of the fluid (layer positions and thickness, density jumps) are derived for the displacements of both modes of internal waves and for each interface between the layers. These equations are integrable for a very limited set of coefficients and do not allow for proper description of several near-critical cases when certain coefficients vanish. A more specific equation allowing for a variety of solitonic solutions and capable of resolving most of near-critical situations is derived by means of the introduction of another small parameter that describes the properties of the medium and rescaling of the ratio of small parameters. This procedure leads to a pair of implicitly interrelated alternatives of Gardner equation (KdV-type equations with combined nonlinearity) for the two interfaces. We present a detailed analysis of the relationships for the solutions for the disturbances at both interfaces and various regimes of the appearance and propagation properties of soliton solutions to these equations depending on the combinations of the parameters of the fluid. It is shown both the quadratic and the cubic nonlinear terms vanish for several realistic configurations of such a fluid.

1 Introduction

There are many important topics related to internal waves (IWs) in the ocean. Large-amplitude IWs are highly significant for sediment resuspension and transport (Bogucki and Redekopp, 1999; Stastna and Lamb, 2008; Reeder et al., 2011) and for the biogeochemistry on the continental shelf (Sandstrom and Elliott, 1984). The currents forced by

NPGD

2, 1–41, 2015

Propagation regimes of interfacial solitary waves

O. E. Kurkina et al.

Title Page

Abstract

Introduction

Conclusions

References

Tables

Figures



Back

Close

Full Screen / Esc

Printer-friendly Version

Interactive Discussion



ties of IWs – was established in numerous analytical and numerical studies as well as by means of in situ observations and laboratory experiments (Funakoshi, 1985; Funakoshi and Oikawa, 1986; Mirie and Pennell, 1989; Choi and Camassa, 1996, 1999; Pullin and Grimshaw, 1998; Craig et al., 2004; Guyenne, 2006; Zahibo et al., 2007; Camassa et al., 2010).

The two-layer model only conditionally represents the vertical structure of seas and oceans. Its direct extension – three-layer stratification – proved to be a proper approximation of sea water density profile in some basins in the World Ocean with specific hydrological conditions (Knauss, 1999; Leppäranta and Myrberg, 2009; Kurkina et al., 2011a). Three-layer models are more complex than the two-layer systems, because of increased number of set-up parameters, but they represent new dynamical effects and allow for much more analytical progress compared to the arbitrary stratified medium. Another advantage of three-layer models in contrast to two-layer ones is the ability to describe two modes of IWs, their properties and possible interactions.

Nonlinear theory of IWs in a three-layer fluid with constant density in each layer is presented in the literature in the framework of different approaches. Simplified equations for three-layer conjugate flows are derived in Lamb (2000) and Rusås and Grue (2002) and some analytic results are obtained to understand conjugate flows and, in consequence, large-amplitude, flat-centered (table-like) solitary internal waves of both modes. Comparison with solutions obtained for continuous stratifications is also given in Lamb (2000). A fully nonlinear numerical method for the calculation of solitary waves in a three-layer fluid (Rusås and Grue, 2002) allows for the investigation of both mode-1 and mode-2 waves, including broad flat-centered waves and extreme (overhanging) waves. The similarity of mode-1 waves with the interfacial waves in two-layer fluid is the probable reason why the analysis is mainly performed for situations when one of the layers is relatively thin. These models have greatly contributed to the understanding of nonlinear internal wave properties in a three-layer fluids and flows. They are, however, often very complex and the results are not easy to visualize. The drawback is that ana-

Propagation regimes of interfacial solitary waves

O. E. Kurkina et al.

Title Page

Abstract

Introduction

Conclusions

References

Tables

Figures



Back

Close

Full Screen / Esc

Printer-friendly Version

Interactive Discussion



lytical progress is limited and numerical computations should be involved to obtain final localized solutions and analyze their properties.

Although contemporary numerical methods and fully nonlinear approaches such as the above-discussed method of conjugate flows allow for extensive studies into properties of highly nonlinear IWs, many specific features can still be recognized, analyzed and understood using classical methods for analytical studies into IWs in the weakly nonlinear framework. Such fully analytical methods make it possible to exactly establish the appearance of disturbances of different shapes and amplitudes, and, more importantly, to understand the specific features of the behavior of waves corresponding to the situation where a substantial change in the overall regime of wave propagation is possible (Kurkina et al., 2011a).

Weakly nonlinear analytical models of different levels for IWs in a three-layer fluid have been developed for some specific situations. The properties of mode-1 IWs in symmetric three-layer fluid (when the undisturbed state is symmetric about the mid-depth) were analyzed up to the second order in nonlinearity (Grimshaw et al., 1997). An extension involving up to the fourth-order nonlinear terms was derived in Kurkina et al. (2011b). The model of Yang et al. (2009) involved both modes of IWs in a general three-layer ocean, the first order in nonlinearity and dispersion (Korteweg–de Vries (KdV) approximation; only mode-2 waves were analyzed). The weakly nonlinear theory for continuously stratified fluid can be used to derive the parameters of evolution equations for IWs in a three-layer fluid (Grimshaw et al., 1997; Yang et al., 2009). These parameters for continuous stratification are given in the form of integral expressions including the vertical mode (whose shape is determined by the density stratification), its higher-order corrections and their derivatives (Lamb and Yan, 1996; Pelinovskii et al., 2000; Grimshaw et al., 2002). When this technique is adapted to a layered model (with a piecewise continuous density profile), the relevant integrands contain very complex expressions (especially for higher-order corrections and coefficients) involving generalized functions, and analytical progress in their analysis is not always possible. Therefore it is preferable to initially use equations for layered models and apply asymptotic

Propagation regimes of interfacial solitary waves

O. E. Kurkina et al.

Title Page

Abstract

Introduction

Conclusions

References

Tables

Figures



Back

Close

Full Screen / Esc

Printer-friendly Version

Interactive Discussion



expansions to them directly. This approach has been used, for instance, in Kurkina et al. (2011b) and Koop and Butler (1981).

A specific feature of weakly nonlinear equations for a three-layer fluid is that some coefficients at the nonlinear terms may vanish for certain modes and specific density stratifications (Kakutani and Yamasaki, 1978; Grimshaw et al., 1997; Yang et al., 2009). This feature is common for several wave classes in stratified environments (Soomere, 2003). In such cases it is often necessary to account for higher-order nonlinear terms to adequately describe the motion. In case of IWs in a three-layer fluid it is necessary to produce a second-order weakly nonlinear theory to resolve some of such situations. The attempts in this direction have been so far limited to the specific case of symmetric stratification (Kurkina et al., 2011b).

We develop here an analytic model for long IWs of finite amplitude for the three-layer fluid with an arbitrary combination of the layers' thicknesses. Such a vertical structure much better matches the properties of real seas and oceans. The relevant nonlinear evolutionary equations are obtained first with the use of an asymptotic procedure from the governing equations for three homogeneous fluid layers. The derivation of these equations relies on second order of the perturbation theory for both interfaces and for the waves of each mode. The developed framework makes it possible to investigate the properties of both modes of long internal gravity waves in a three-layer fluid. The key development is that for each equation the coefficients at the nonlinear terms and terms reflecting linear and nonlinear dispersion of waves are expressed explicitly via parameters of the fluid configuration. This makes it possible to analyze comprehensively the behavior and signs of all coefficients. The necessary order of the equations is discussed and determined for each case. Special attention is paid to the situations when the nonlinear terms of the lowest order of the perturbation theory can vanish. For such situations a particular rescaling is performed in order to balance the nonlinear and dispersion terms in the equations.

Propagation regimes of interfacial solitary waves

O. E. Kurkina et al.

Title Page	
Abstract	Introduction
Conclusions	References
Tables	Figures
◀	▶
◀	▶
Back	Close
Full Screen / Esc	
Printer-friendly Version	
Interactive Discussion	



Discussion Paper | Discussion Paper | Discussion Paper | Discussion Paper | Discussion Paper

2 Governing equations

As usual in the analysis of long internal waves, let us consider a model situation of irrotational motions in a three-layer inviscid fluid with undisturbed interface positions at $z = H_{1,2}$ ($H_2 \geq H_1$) and total thickness H_3 ($H_3 \geq H_2$) overlying a flat horizontal bottom located at $z = 0$ in the approximation of a rigid lid on the surface of the fluid (Fig. 1). The reference density of the middle layer is $\rho_2 = \rho$ and the densities in the lowermost and uppermost layers are $\rho_1 = \rho + \Delta\rho_1$ and $\rho_3 = \rho - \Delta\rho_2$, respectively. We employ the Boussinesq approximation and assume that densities in the layers differ insignificantly ($\Delta\rho_{1,2}/\rho \ll 1$). In this case, the equations of the motion are Laplace equations for the velocity potential Φ_j in each layer:

$$\nabla^2 \Phi_j = 0, \quad i = 1, 2, 3. \quad (1)$$

The kinematic boundary conditions at the bottom and at the fixed upper boundary reduce to the condition that vertical velocities at these boundaries vanish:

$$\Phi_{1_z} = 0 \text{ at } z = 0, \quad \Phi_{3_z} = 0 \text{ at } z = H_3. \quad (2)$$

Here and further the subscripts x , y , z or t denote a partial derivative along the respective coordinate (x, y, z) or with respect to time t . The classical kinematic and dynamic boundary conditions at the interfaces between the layers are as follows (Kurkina et al., 2011b):

$$\left. \begin{aligned} \eta_t + \Phi_{1_x} \eta_x - \Phi_{1_z} &= 0 \\ \eta_t + \Phi_{2_x} \eta_x - \Phi_{2_z} &= 0 \\ \rho_1 \left(\Phi_{1_t} + \frac{1}{2} (\nabla \Phi_1)^2 + g\eta \right) &= \rho_2 \left(\Phi_{2_t} + \frac{1}{2} (\nabla \Phi_2)^2 + g\eta \right) \end{aligned} \right\} z = H_1 + \eta(x, t), \quad (3)$$

$$\left. \begin{aligned} \zeta_t + \Phi_{2_x} \zeta_x - \Phi_{2_z} &= 0 \\ \zeta_t + \Phi_{3_x} \zeta_x - \Phi_{3_z} &= 0 \\ \rho_2 \left(\Phi_{2_t} + \frac{1}{2} (\nabla \Phi_2)^2 + g\zeta \right) &= \rho_3 \left(\Phi_{3_t} + \frac{1}{2} (\nabla \Phi_3)^2 + g\zeta \right) \end{aligned} \right\} z = H_2 + \zeta(x, t). \quad (4)$$

to the following boundary problem:

$$\Phi_{1_{zz}} + \varepsilon \Phi_{1_{xx}} = 0, \quad 0 \leq z \leq H_1, \quad (5)$$

$$\Phi_{2_{zz}} + \varepsilon \Phi_{2_{xx}} = 0, \quad H_1 \leq z \leq H_2, \quad (6)$$

$$\Phi_{3_{zz}} + \varepsilon \Phi_{3_{xx}} = 0, \quad H_2 \leq z \leq H_3, \quad (7)$$

$$\Phi_{1_z} = 0 \text{ at } z = 0, \quad \Phi_{3_z} = 0 \text{ at } z = H_3 \quad (8)$$

$$\left. \begin{aligned} \eta_t + \varepsilon \Phi_{1_x} \eta_x - \Phi_{1_z} &= 0, & \eta_t + \varepsilon \Phi_{2_x} \eta_x - \Phi_{2_z} &= 0, \\ \rho_1 \left(\Phi_{1_t} + \frac{1}{2} \varepsilon \left(\Phi_{1_x} \right)^2 + \frac{1}{2} \left(\Phi_{1_z} \right)^2 + g\eta \right) \\ &= \rho_2 \left(\Phi_{2_t} + \frac{1}{2} \varepsilon \left(\Phi_{2_x} \right)^2 + \frac{1}{2} \left(\Phi_{2_z} \right)^2 + g\eta \right) \end{aligned} \right\} z = H_1 + \eta(x, t), \quad (9)$$

$$\left. \begin{aligned} \zeta_t + \varepsilon \Phi_{2_x} \zeta_x - \Phi_{2_z} &= 0, & \zeta_t + \varepsilon \Phi_{3_x} \zeta_x - \Phi_{3_z} &= 0, \\ \rho_2 \left(\Phi_{2_t} + \frac{1}{2} \varepsilon \left(\Phi_{2_x} \right)^2 + \frac{1}{2} \left(\Phi_{2_z} \right)^2 + g\zeta \right) \\ &= \rho_3 \left(\Phi_{3_t} + \frac{1}{2} \varepsilon \left(\Phi_{3_x} \right)^2 + \frac{1}{2} \left(\Phi_{3_z} \right)^2 + g\zeta \right) \end{aligned} \right\} z = H_2 + \zeta(x, t). \quad (10)$$

The asymptotic analysis of the resulting equations is straightforward. As the procedure is fairly cumbersome, largely follows a well-known approach (Koop and Butler, 1981) and provides almost no instructive aspects, we omit its details and present only its basic steps. First, all unknown functions are expanded into Taylor series in the vicinity of one of the interfaces:

$$f(x, z = H_1 + \eta(x, t), t) = \sum_{j=0}^{\infty} \frac{\eta^j}{j!} \frac{\partial^j f}{\partial z^j} \Big|_{z=H_1}, \quad f(x, z = H_2 + \zeta(x, t), t) = \sum_{j=0}^{\infty} \frac{\zeta^j}{j!} \frac{\partial^j f}{\partial z^j} \Big|_{z=H_2}.$$

All constituents of the resulting series are then expanded into power series with respect to powers of the parameter $\varepsilon \ll 1$:

$$\eta = \varepsilon \left(\eta_0 + \varepsilon \eta_1 + \varepsilon^2 \eta_2 + \dots \right), \quad \zeta = \varepsilon \left(\zeta_0 + \varepsilon \zeta_1 + \varepsilon^2 \zeta_2 + \dots \right). \quad (11)$$

It is easy to show that all the potentials $\Phi_i \sim \sqrt{\varepsilon}$; consequently, the power series for the potentials are as follows:

$$\Phi_i = \sqrt{\varepsilon} \left(\varphi_{i,0} + \varepsilon \varphi_{i,1} + \varepsilon^2 \varphi_{i,2} + \dots \right), \quad i = 1, 2, 3, \quad (12)$$

Finally we employ the technique of multiple temporal and spatial scales (Engelbrecht et al., 1988; Nayfeh, 2000). The “slow” time and “stretched” reference frame coordinate are introduced as follows:

$$\xi = \varepsilon^{1/2}(x - ct), \quad \tau = \varepsilon^{3/2}t. \quad (13)$$

Here c denotes (yet unknown) phase speed of free linear internal waves. This substitution is equivalent to the following replacement of the operators of partial derivatives:

$$\frac{\partial}{\partial x} = \varepsilon^{1/2} \frac{\partial}{\partial \xi}, \quad \frac{\partial}{\partial t} = -\varepsilon^{1/2}c \frac{\partial}{\partial \xi} + \varepsilon^{3/2} \frac{\partial}{\partial \tau}. \quad (14)$$

Substitution of expansion (Eqs. 11 and 12) and definitions of modified coordinate (Eqs. 13 and 14) into Eqs. (5)–(10) leads to an infinite system of equations with respect to the elements of expansion (Eqs. 11 and 12). Equations of the resulting system are scaled by one of the multiples $\varepsilon^{1/2}$ or $\varepsilon^{3/2}$, where they arise. The obtained system can be solved recursively until any desired order. The system of equations obtained in the leading (lowest) order ($\sim \varepsilon^0$) for the elements of expansion (Eqs. 11–13) has the form (Ruvinskaya et al., 2010)

$$\varphi_{i,0_{zz}} = 0, \quad i = 1, 2, 3, \quad (15)$$

$$\varphi_{1,0_z} = 0 \text{ at } z = 0, \quad \varphi_{3,0_z} = 0 \text{ at } z = H_3, \quad (16)$$

$$\left. \begin{aligned} \varphi_{1,0_z} = 0, \quad \varphi_{2,0_z} = 0 \\ -(\rho + \Delta\rho)c\varphi_{1,0_\xi} + \Delta\rho g\eta_0 = -\rho c\varphi_{2,0_\xi} \end{aligned} \right\} z = H_1, \quad (17)$$

$$\left. \begin{aligned} \varphi_{2,0_z} = 0, \quad \varphi_{3,0_z} = 0 \\ -\rho c\varphi_{2,0_\xi} + r\Delta\rho g\zeta_0 = -(\rho - r\Delta\rho)c\varphi_{3,0_\xi} \end{aligned} \right\} z = H_2, \quad (18)$$

Propagation regimes of interfacial solitary waves

O. E. Kurkina et al.

Title Page

Abstract

Introduction

Conclusions

References

Tables

Figures



Back

Close

Full Screen / Esc

Printer-friendly Version

Interactive Discussion



where $\Delta\rho_1 = \Delta\rho$, $\Delta\rho_2 = r\Delta\rho$. It follows from Eqs. (15)–(18) that the functions $\varphi_{i,0}$, $i = 1, 2, 3$, do not depend on the coordinate z .

The system of equations obtained in the first order ($\sim \varepsilon^1$) is:

$$\varphi_{i,1zz} + \varphi_{i,0\xi\xi} = 0, \quad i = 1, 2, 3, \quad \varphi_{1,1z}(z=0) = 0, \quad \varphi_{3,1z}(z=H_3) = 0, \quad (19)$$

$$\left. \begin{aligned} c\eta_{0\xi} + \varphi_{1,1z} &= 0, & c\eta_{0\xi} + \varphi_{2,1z} &= 0 \\ (\rho + \Delta\rho) \left(\varphi_{1,0\tau} - c\varphi_{1,1\xi} + \frac{1}{2}\varphi_{1,0\xi}^2 \right) + \Delta\rho g\eta_1 &= \rho \left(\varphi_{2,0\tau} - c\varphi_{2,1\xi} + \frac{1}{2}\varphi_{2,0\xi}^2 \right) \end{aligned} \right\} z = H_1, \quad (20)$$

$$\left. \begin{aligned} c\zeta_{0\xi} + \varphi_{2,1z} &= 0, & c\zeta_{0\xi} + \varphi_{3,1z} &= 0 \\ \rho \left(\varphi_{2,0\tau} - c\varphi_{2,1\xi} + \frac{1}{2}\varphi_{2,0\xi}^2 \right) + \Delta\rho g\zeta_1 &= (\rho - r\Delta\rho) \left(\varphi_{3,0\tau} - c\varphi_{3,1\xi} + \frac{1}{2}\varphi_{3,0\xi}^2 \right) \end{aligned} \right\} z = H_2. \quad (21)$$

From Eqs. (19)–(21) we obtain the following relationships:

$$\varphi_{1,1z} = -\varphi_{1,0\xi\xi}z, \quad \varphi_{3,1z} = \varphi_{3,0\xi\xi}(H_3 - z), \quad (22)$$

$$\varphi_{1,0\xi\xi}H_1 = c\eta_{0\xi}, \quad \varphi_{2,0\xi\xi}(H_1 - H_2) = c(\eta_{0\xi} - \zeta_{0\xi}), \quad \varphi_{3,0\xi\xi}(H_2 - H_3) = c\zeta_{0\xi}. \quad (23)$$

Equations (22) and (23) together with Eqs. (17) and (18) allow to define the phase speed c of the linear IWs. The relevant equation is bi-quadratic and, not unexpectedly, reveals that two wave modes exist in this system. One of them results in synchronous in-phase movements of both the interfaces. The other mode is antisymmetric: the motions of the interfaces are synchronous but have opposite directions (Fig. 1). The corresponding expressions for the phase speeds are:

$$c^{\pm 2} = \frac{1}{2} \frac{\Delta\rho}{\rho} gH_3 (l_1(1-l_1) + rl_2(1-l_2) \pm d) = \frac{1}{2} \frac{\Delta\rho}{\rho} gH_3 \frac{1}{q^{\pm}}, \quad (24)$$

where $d = \sqrt{r^2 l_2^2 (1-l_2)^2 - 2rl_1(1-l_2)(l_2-l_1(2-l_2)) + l_1^2(1-l_1)^2}$ and $l_{1,2} = H_{1,2}/H_3$. The symmetric mode of internal waves has the larger phase speed c^+ , corresponding to the “+” sign before d in Eq. (24). For this reason we call it fast mode, or mode-1.

Propagation regimes of interfacial solitary waves

O. E. Kurkina et al.

Title Page	
Abstract	Introduction
Conclusions	References
Tables	Figures
◀	▶
◀	▶
Back	Close
Full Screen / Esc	
Printer-friendly Version	
Interactive Discussion	



The antisymmetric mode, whose phase speed is c^- , is called slow mode, or mode-2. Below we shall consider the nonlinear motions of both modes.

The first-order and second-order corrections to the linear solution satisfy the following equations:

$$\varepsilon^2: \eta_{1\tau}^\pm + \alpha^\pm \eta_{1\xi}^\pm \eta_{1\xi}^\pm + \beta^\pm \eta_{1\xi\xi\xi}^\pm = 0, \quad \zeta_{1\tau}^\pm + \tilde{\alpha}^\pm \zeta_{1\xi}^\pm \zeta_{1\xi}^\pm + \tilde{\beta}^\pm \zeta_{1\xi\xi\xi}^\pm = 0, \quad (25)$$

$$\varepsilon^3: \eta_{2\tau}^\pm + \alpha^\pm (\eta_{1\xi}^\pm \eta_{2\xi}^\pm) + \beta^\pm \eta_{2\xi\xi\xi}^\pm + \alpha_1^\pm \eta_{1\xi}^{\pm 2} \eta_{1\xi}^\pm + \beta_1^\pm \eta_{1,5\xi}^\pm + \gamma_1^\pm \eta_{1\xi}^\pm \eta_{1\xi\xi\xi}^\pm + \gamma_2^\pm \eta_{1\xi}^\pm \eta_{1\xi\xi}^\pm = 0, \quad (26)$$

$$\zeta_{2\tau}^\pm + \tilde{\alpha}^\pm (\zeta_{1\xi}^\pm \zeta_{2\xi}^\pm) + \tilde{\beta}^\pm \zeta_{2\xi\xi\xi}^\pm + \tilde{\alpha}_1^\pm \zeta_{1\xi}^{\pm 2} \zeta_{1\xi}^\pm + \tilde{\beta}_1^\pm \zeta_{1,5\xi}^\pm + \tilde{\gamma}_1^\pm \zeta_{1\xi}^\pm \zeta_{1\xi\xi\xi}^\pm + \tilde{\gamma}_2^\pm \zeta_{1\xi}^\pm \zeta_{1\xi\xi}^\pm = 0,$$

The coefficients of Eqs. (25) and (26) are presented in Appendix. The first-order Eq. (25) are, as expected, the well-known KdV equations that describe the motions of both the interfaces. The second-order Eq. (28) are linear equations with respect to η_2^\pm and ζ_2^\pm . Note that equations for η_n^\pm and ζ_n^\pm have a similar structure for each order n and differ from each other only by values of their coefficients (note also that the coefficient in the equations for ζ_n^\pm have tildes). Further we omit indices “ \pm ” where possible, having in mind different expressions for different modes.

4 Equations for interfaces

In each order we also obtain relationships between the corresponding terms in power series (11) and (12). These relationships for the first order and second order terms are:

$$\zeta_1 = s\eta_1, \quad \zeta_2 = s\eta_2 + s_{\text{quad}}\eta_1^2 + s_{\text{disp}}\eta_{1,5\xi} X, \quad (27)$$

Propagation regimes of interfacial solitary waves

O. E. Kurkina et al.

Title Page

Abstract

Introduction

Conclusions

References

Tables

Figures

⏪

⏩

⏴

⏵

Back

Close

Full Screen / Esc

Printer-friendly Version

Interactive Discussion



where

$$s = (l_2 - 2ql_1(l_2 - l_1))/l_1, \quad s_{\text{quad}} = \frac{2q(l_2 - l_1)}{l_1 H_3} ((\alpha^* + 3q)l_1 - 3),$$

$$\alpha^* = \alpha H_3/c, \quad s_{\text{disp}} = \frac{(l_2 - l_1)H_3^2}{6l_1} \left(2ql_1 \left((l_2 - l_1)^2 + 12\beta^* \right) - l_2(l_1 + l_2) \right),$$

$$\beta^* = \beta / (cH_3^2).$$

- 5 Note that $s^\pm = \pm 1$ for a symmetric stratification ($H_1 = H_3 - H_2$, $\Delta\rho_1 = \Delta\rho_2$, or $r = 1$) analyzed in Kurkina et al. (2011b) for mode-1 waves.

Substituting ζ_1, ζ_2 into Eq. (11), we obtain:

$$\begin{aligned} \zeta &= \varepsilon(\zeta_1 + \varepsilon\zeta_2) + O(\varepsilon^3) \\ &= \varepsilon s(\eta_1 + \varepsilon\eta_2) + \varepsilon^2 \left(s_{\text{quad}}\eta_1^2 + s_{\text{disp}}\eta_{1,\xi\xi} \right) + O(\varepsilon^3) \\ 10 \quad &= s\eta + s_{\text{quad}}\eta^2 + s_{\text{disp}}\eta_{xx} + O(\varepsilon^3). \end{aligned} \quad (28)$$

Combining of Eqs. (25) and (26) leads to the following generalizations of the KdV equation for the interfaces (presented here in the original coordinates):

$$\eta_t + c\eta_x + \alpha\eta\eta_x + \beta\eta_{xxx} + \alpha_1\eta^2\eta_x + \beta_1\eta_{5_x} + \gamma_1\eta\eta_{xxx} + \gamma_2\eta_x\eta_{xx} = 0, \quad (29)$$

$$\zeta_t + c\zeta_x + \tilde{\alpha}\zeta\zeta_x + \tilde{\beta}\zeta_{xxx} + \tilde{\alpha}_1\zeta^2\zeta_x + \tilde{\beta}_1\zeta_{5_x} + \tilde{\gamma}_1\zeta\zeta_{xxx} + \tilde{\gamma}_2\zeta_x\zeta_{xx} = 0.$$

- 15 Although the second part of Eq. (29) can be derived separately, the two equations are not independent. Each such derivation results a link to the solutions of the other equation. This link is presented explicitly in Eq. (28) for the equation for the lower interface $\eta(x, t)$. It allows for a direct calculation of the disturbances for the upper interface $\zeta(x, t)$ with an accuracy of $O(\varepsilon^3)$. A similar link (not shown) exists for the determination of the

Propagation regimes of interfacial solitary waves

O. E. Kurkina et al.

Title Page

Abstract

Introduction

Conclusions

References

Tables

Figures

⏪

⏩

◀

▶

Back

Close

Full Screen / Esc

Printer-friendly Version

Interactive Discussion



disturbances of the lower interface using the solution for the upper interface. These couplings do not transform the equation for one interface to equation for the other interface. For example, substituting Eq. (28) into the second of Eq. (29) does not yield the first of Eqs. (29), but the difference includes terms which are of higher order than those retained in the first of Eq. (29). The equation for one interface and the equation obtained by substituting the connection between the two displacements into the relationship for the other interface are only equivalent asymptotically when the small parameters approach zero. Analogous interrelations become evident for a similar pair of Gardner equations below.

The coefficients of Eq. (29) account for the main properties of the environment supporting the internal wave motion such as the location of the undisturbed interfaces, the magnitude of the density jumps between the layers and the total fluid depth. The main development here is the derivation of explicit expressions for the coefficients of these equations. The expressions for α^\pm , $\tilde{\alpha}^\pm$, β^\pm , $\tilde{\beta}^\pm$, α_1^\pm , $\tilde{\alpha}_1^\pm$ are quite complex and given in the Appendix. As the coefficients β_1 , $\tilde{\beta}_1$, γ_1 , $\tilde{\gamma}_1$, γ_2 , $\tilde{\gamma}_2$ are not analyzed in this paper, we do not provide their explicit expressions here. Note that $\beta^\pm \equiv \tilde{\beta}^\pm$, $\beta_1^\pm \equiv \tilde{\beta}_1^\pm$ as they are just coefficients at k^3 and k^5 in the Taylor expansion at small k (long-wave limit) of the dispersion relation $\omega(k)$ for linear IWs in a three-layer fluid. This dispersion relation is the same for both interfaces of a fixed mode.

The coefficients of the equation for the lower interface mode-1 displacement η^+ in the limits $H_1 \rightarrow H_2$ or $H_2 \rightarrow H_3$ are reduced into known expressions for internal waves in a two-layer fluid with density jumps $\Delta\rho_1 + \Delta\rho_2$ and $\Delta\rho_1$, respectively. For the mode-1 displacement of the upper interface ζ^+ the vanishing of the lowermost or the middle layer (in the limiting process $H_1 \rightarrow 0$ or $H_1 \rightarrow H_2$) leads to the corresponding formulations for parameters of IWs in two-layer systems with density jumps $\Delta\rho_2$ or $\Delta\rho_1 + \Delta\rho_2$, respectively.

The similarity of the structure of the equations for disturbances of mode-1 and mode-2 considerably simplifies the further analysis. Namely, it is sufficient to solve only one of those equations (say, for η) and then to use the above-derived relationships to obtain

an approximate solution to the other equation. Within the considered accuracy of $O(\varepsilon^3)$ of the approximation the relationship connecting interfacial displacements described by Eq. (29) is:

$$\zeta = s\eta + s_{\text{quad}}\eta^2 + s_{\text{disp}}\eta_{xx} \quad (30)$$

and it should be used when the initial conditions for the first of Eq. (29) are being set up. A similar expression exists for $\eta(\zeta)$. This interdependence is, however, effective only during limited time intervals. The relevant nonlinear and solitary-wave solutions have different wave speeds (see Eq. 24) and therefore will split over longer time intervals (considerably larger than $1/\varepsilon$). This process of separation of initially basically equivalent solutions for different modes implicitly expresses the limitations of the applicability of the used asymptotic procedure.

5 Gardner equations for interfacial displacements

Equation (29) are integrable using the inverse scattering method only for one specific set of nontrivial values of their coefficients (Newell, 1985). This set, however, is not applicable for the internal wave motion in stratified environments, for which this equation apparently remains nonintegrable. In this case stationary (in a properly chosen moving coordinate system) solitary waves normally do not interact elastically. They may be generated from a suitable chosen wave system and they often radiate their energy during their motion and interact with other components of the wave field in a complicated manner (Marchant and Smyth, 1996; Osborne et al., 1998; Osborne, 2010).

It has been recognized already in first studies of internal waves using the KdV equation several decades ago that the coefficient at the (first order in terms of the asymptotic procedure, or quadratic in the appearance) nonlinear term in this equation may vanish or change its sign (Kakutani and Yamasaki, 1978; Miles, 1979; Gear and Grimshaw, 1983). The sign of the dispersive term, however, is always the same. Importantly, the

Propagation regimes of interfacial solitary waves

O. E. Kurkina et al.

Title Page

Abstract

Introduction

Conclusions

References

Tables

Figures



Back

Close

Full Screen / Esc

Printer-friendly Version

Interactive Discussion



Propagation regimes of interfacial solitary waves

O. E. Kurkina et al.

Title Page

Abstract

Introduction

Conclusions

References

Tables

Figures



Back

Close

Full Screen / Esc

Printer-friendly Version

Interactive Discussion



sign at the nonlinear term governs the polarity of solitary waves and soliton solutions to the relevant equation. The event of vanishing the relevant coefficient or a change in its sign therefore leads to substantial rearrangement of the wave propagation in the vicinity of the vanishing location. A natural consequence is that an approaching soliton of, say, elevation will be transformed into a soliton of depression and vice versa (Talipova et al., 1999; Grimshaw et al., 2002, 2010; Kurkina, 2011a).

In order to understand how this process functions it is necessary to build a higher-order equation that is able to describe the phenomena in the area where the coefficient at the quadratic nonlinear term vanishes. Moreover, such equations are crucial for the description of the wave motion in domains where this term is much smaller than other terms and where higher-order terms govern the wave evolution. The derivation of such equations is possible through a detailed analysis of the role of higher-order contributions (represented by coefficients α_1 , $\tilde{\alpha}_1$ in Eq. 29) of the presented asymptotic procedure into Eq. (29) in cases when the quadratic terms vanish or are small enough to be ignored.

The relevant generalization of the KdV equation is called Gardner equation. This equation contains a cubic nonlinear term, the coefficient at which may also be sign-variable depending on the variations of the stratification (Kurkina, 2011a; Grimshaw et al., 2002; Talipova et al., 1999; Grimshaw et al., 2010). If this term is negative (which is the case in a two-layer environment), the solitons' heights are limited and in the process of reaching the limiting height the soliton widens infinitely into a table-like disturbance. If the cubic term has a positive coefficient, Gardner equation possesses several types of solitons with different polarities.

If the quadratic and cubic terms of Eq. (29) have the same order of magnitude, the above-described asymptotic procedure is not applicable. A possibility is to explicitly use the smallness of the coefficient at the quadratic nonlinear term and to assume that $\alpha \sim \delta$, where $\delta \ll 1$. A suitable procedure may be constructed using asymptotic expansions similar to Eqs. (10) and (11) but built for two independent small parameters μ and ε (see, e.g., Lamb and Yan, 1996). It is now necessary to account for second-

order terms with respect to both parameters. This can be done by re-expanding the above series in terms of $\alpha \sim \delta$. A meaningful evolution equation can then be obtained using the condition that three terms (quadratic and cubic nonlinearity, and the leading term responsible for linear dispersion) are of the same order of magnitude. This is possible if $\delta \sim \varepsilon$ and $\mu \sim \varepsilon^2$.

The procedure itself is similar to the above-described technique and sorting out the terms with similar powers of ε leads to the desired evolution equations. These equations, at the lowest order, for the disturbances at the interfaces of the three-layer environment are equivalent to a pair of interrelated Gardner equations:

$$\eta_t + c\eta_x + a\eta\eta_x + \alpha_1\eta^2\eta_x + \beta\eta_{xxx} = 0, \quad \zeta_t + c\zeta_x + \tilde{\alpha}\zeta\zeta_x + \tilde{\alpha}_1\zeta^2\zeta_x + \beta\zeta_{xxx} = 0. \quad (31)$$

Formally, they only differ from Eq. (29) by the absence of terms $\beta_1\eta_{5x}$, $\gamma_1\eta\eta_{xxx}$ and $\gamma_2\eta_x\eta_{xx}$ (and their counterparts in the equation for the other interface). The actual difference is, however, much deeper as Eq. (31) express the dynamics at another scale, governed by two independent small parameters. This difference becomes to some extent evident via another relationship between the soliton amplitude and its width. These equations govern the interfacial motion of weakly nonlinear finite-amplitude unidirectional waves neglecting mode interactions. Their coefficients are called environmental parameters, because they account for the background conditions (configuration of the medium). These coefficients are functions of the layers' positions and density jumps between the layers (or their ratio r).

Similarly to Eq. (29), solutions to Eq. (31) are interrelated within the accuracy of $O(\varepsilon^3)$:

$$\zeta = s\eta + s_{\text{quad}}\eta^2. \quad (32)$$

An inverse of Eq. (32) $\eta = \eta(\zeta)$ can be derived similarly in a straightforward manner.

Propagation regimes of interfacial solitary waves

O. E. Kurkina et al.

Title Page

Abstract

Introduction

Conclusions

References

Tables

Figures



Back

Close

Full Screen / Esc

Printer-friendly Version

Interactive Discussion



remain valid also for Eq. (31) and allow for producing the estimates of nonlinear IW shapes, limiting amplitudes and projections of possible transformations of solitary IWs in inhomogeneous medium (Kurkina et al., 2011a).

To describe the behavior of the environmental parameters we use their graphs on the “phase” plane of scaled undisturbed interface positions ($l_1 = H_1/H_3$, $l_2 = H_2/H_3$) for the fixed value of the ratio r of density jumps. Along the diagonal $l_1 = l_2$ the two interfaces coincide, and this line represents a two-layer fluid. The other diagonal $l_1 = 1 - l_2$ corresponds to the symmetric geometric configuration of layers that has been addressed in detail in Kurkina et al. (2011b). As we always require $l_2 \geq l_1$, the triangle to the left of the diagonal $l_2 = l_1$ represents all possible ranges of l_1 and l_2 . Therefore we use this triangle to analyze the environmental parameters for the upper interface (coefficients in the equations for ζ^\pm). For a Boussinesq fluid there is symmetry: switching the depths of the upper and lower layers and interchanging the density jumps will result in exactly the same behaviour with the waves flipped over. The coefficients for the equation for η given in terms of l_1 and l_2 should be the same as the equations for ζ given in terms of $1 - l_2$ and $1 - l_1$ and replacing r with $1/r$. When the Boussinesq approximation is involved, no preferred vertical direction exists, therefore if the solution of a fixed polarity exists in this framework, its mirror disturbance is also a solution.

Figure 3 shows the maps of values of parameters c^\pm , β^\pm , $\tilde{\alpha}^\pm$, $\tilde{\alpha}_1^\pm$ as functions of l_1 and l_2 when $r = \Delta\rho_2/\Delta\rho_1 = 1$. The parameters c^\pm and β^\pm are always positive for the three-layer fluid. They tend to zero only when one of the layers vanish for mode-2 waves (c^- , β^-) or when thicknesses of two out of three layers simultaneously tend to zero for mode-1 waves (c^+ , β^+). The parameters c^- and β^- both have one maximum for the symmetric configuration $l_2 = 1 - l_1 = 3/4$. Their counterparts c^+ and β^+ have the maxima at the point $l_1 = l_2 = 1/2$, i.e., when the three-layer fluid degenerates into a two-layer fluid with equal layers and with a density jump of $2\Delta\rho$.

A specific feature of the coefficients at the quadratic nonlinear term α^\pm , $\tilde{\alpha}^\pm$ is that they may vanish for some nondegenerate three-layer configurations. These parameters for mode-1 IWs vanish along the diagonal $l_2 = 1 - l_1$ due to the symmetry of the wave

Propagation regimes of interfacial solitary waves

O. E. Kurkina et al.

Title Page	
Abstract	Introduction
Conclusions	References
Tables	Figures
⏪	⏩
◀	▶
Back	Close
Full Screen / Esc	
Printer-friendly Version	
Interactive Discussion	



Discussion Paper | Discussion Paper | Discussion Paper | Discussion Paper | Discussion Paper

Propagation regimes of interfacial solitary waves

O. E. Kurkina et al.

Title Page

Abstract

Introduction

Conclusions

References

Tables

Figures

⏪

⏩

◀

▶

Back

Close

Full Screen / Esc

Printer-friendly Version

Interactive Discussion



motion. They have also other coinciding zero contours passing through the points (0; 0.5), (0.3; 0.7), (0.5; 1) on the plane (l_1, l_2) . The signs of α^+ and $\tilde{\alpha}^+$ always coincide. Each of the quadratic nonlinear coefficients α^- and $\tilde{\alpha}^-$ for mode-2 IWs has a smooth zero contour passing through the points (0; 0), (0.25; 0.75), (1; 1) on the plane (l_1, l_2) .

The signs of these parameters, determining the polarity of solitary IWs in the KdV approximation, are always opposite, reflecting the structure of mode-2 waves that always create oppositely directed interface displacements.

The coefficients at the cubic nonlinear terms α_1^\pm , $\tilde{\alpha}_1^\pm$ behave differently for IWs of different modes (Fig. 4). The coefficients α_1^+ and $\tilde{\alpha}_1^+$ in Gardner equation for mode-1 IWs have two distinct closed zero contours passing through the points (0; 1) and (9/26; 17/26) on the plane (l_1, l_2) . The latter point corresponds to the symmetric stratification. The possibility for the change of sign of the cubic nonlinear parameter at this point for IWs in a three-layer fluid was first mentioned in Grimshaw et al. (1997). For such a stratification both coefficients at the leading nonlinear terms in the weakly nonlinear theory for mode-1 IWs vanish simultaneously. The wave dynamics near such a regime is described by an extended $(2 + 4)$ KdV equation (Kurkina et al., 2011b). There exist two other such points (Fig. 4) in each half-plane. The parameters α_1^- and $\tilde{\alpha}_1^-$ of mode-2 waves are always negative. Their minimal absolute values occur for a symmetric stratification, when all layers are relatively thick. When one of the layers vanish, α_1^- and $\tilde{\alpha}_1^-$ tend to negative infinity, reflecting the fact that the three-layer mode-2 wave regime does not have a valid asymptotic process towards a two-layer dynamics.

For both modes the absolute values of the coefficients at the quadratic and cubic terms of the equations for the upper and lower interface are not equal except they are zero or the stratification is symmetric. This feature exemplifies the asymmetry of the interfacial displacements for asymmetric three-layer stratifications.

Figure 4 illustrates possible soliton branches of IWs of both modes for $r = \Delta\rho_2/\Delta\rho_1 = 1$. It is clear that all possible regimes shown in Fig. 2 can be implemented for mode-1 waves. Waves of both polarities can exist (waves of elevation on both interfaces or waves of depression on both interfaces), but properties of such waves can

Propagation regimes of interfacial solitary waves

O. E. Kurkina et al.

Title Page

Abstract

Introduction

Conclusions

References

Tables

Figures



Back

Close

Full Screen / Esc

Printer-friendly Version

Interactive Discussion



be different for different combinations of the parameters of the medium. The left panel of Fig. 4 presents also information about all points at which both the coefficients at the cubic and quadratic terms are zero. Higher-order extensions of the weakly nonlinear models have to be produced to provide a balance between the nonlinear and dispersive terms and to properly describe IWs in the vicinity of such points. These models for the points corresponding to asymmetric stratifications (and not located at the diagonal of the (l_1, l_2) -plane) are supposed to be similar to the described in Kurkina et al. (2011b) for a symmetric situation.

The pool of solitonic mode-2 waves (Fig. 4, left panel) consist of solitons with a limited amplitude. As described above, these solitons broaden while approaching this limit and form table-like structures. Their polarity on each interface is determined by the sign of the coefficient at quadratic nonlinear terms α_1^- and $\tilde{\alpha}_1^-$. Thus two types of mode-2 waves can exist in the three-layer fluid: convex waves displacing the upper interface upward and lower interface downward and concave waves doing the opposite. Both types of mode-2 IWs were observed in the South China Sea (Yang et al., 2010), but concave waves occurred fairly rarely. Convex waves were found much more often. They were experimentally observed in Mehta et al. (2002) and their nature can be explained as an intrusion of water into middle layer.

The fluid at the mid-depth of a symmetric three-layer fluid (with equal density jumps) is not displaced in case of mode-2 waves (Lamb, 2006), so a rigid boundary placed at the mid-depth will not be affected by the flow. The solution in the upper or lower half of the fluid is simply the solution for a two-layer fluid involving a half of the middle layer; these “partial” solutions of course only exist together and must be synchronized. The middle layer plays a role of a fluid that both underlies the upper layer and overlies the lower layer. If a half of middle layer is shallower than the lower and the upper layers, a hump of elevation may exist at the upper interface and a hump of depression – at the lower one. This feature was used to interpret mode-2 solitary IWs experimentally observed by Mehta et al. (2002) with the help of the Gardner model for a two-layer fluid.

A summary of the results of some calculations of fully nonlinear and higher-order weakly nonlinear solitary IWs is presented in Fig. 5. These data are in qualitative agreement with the predictions of model based on the Gardner equation. Some differences can be explained by the use of smoothed three-layer stratifications in numerical calculations in Lamb (2006).

The contours of $\alpha_1^+ = 0$ and $\tilde{\alpha}_1^+ = 0$ in Gardner equations for the lower and upper interface, respectively, are shown in Fig. 6 for the case $\Delta\rho_1 = \Delta\rho_2$. The difference between zero contours of shown in Fig. 6 is related to the fact that the second-order coefficients are not uniquely determined until some choice is made as to what the dependent variable in the weakly-nonlinear equation represents: it could be the displacement of the lower interface, the upper interface, the average of the two, the velocity at some level between the two interfaces, etc. This was discussed, for example, in Lamb and Yan (1996). While the first-order coefficients are not affected by this choice, the second-order coefficients are. As the signs of α^+ and $\tilde{\alpha}^+$ are always the same for any fixed point of the plane (l_1, l_2) , both of these solutions are taken from the left half-plane (α, α_1) or both from the right half-plane. So different choices give different predictions when we are close to critical values where the cubic nonlinear coefficient is zero. For the fully-nonlinear dispersive equations we will only be in one regime.

The waves from mode-1 produce disturbances of the interfaces of the same polarity. Therefore, if $\alpha_1 > 0$ the polarity of the solution matches with the sign of α . The shaded areas in Fig. 6 (the configurations where the displacements of the interfaces belong to different branches of the solution (Eq. 33) are located fairly close to the contours $\alpha_1^+ = 0$, $\tilde{\alpha}_1^+ = 0$. Consequently, the absolute values of the coefficients α_1^+ and $\tilde{\alpha}_1^+$ are small in these areas and the corresponding solution apparently resembles the KdV soliton. This regime is the limiting one for the solutions corresponding to both “upper” and “lower” families of small-amplitude solitons depicted in Fig. 2. This feature confirms the correctness of the presented constructions and the applicability of the solutions (η^+, ζ^+) for internal waves of mode-1 even in these areas.

Propagation regimes of interfacial solitary waves

O. E. Kurkina et al.

Title Page

Abstract

Introduction

Conclusions

References

Tables

Figures



Back

Close

Full Screen / Esc

Printer-friendly Version

Interactive Discussion



7 Conclusions

The performed analytical investigation of equations governing the propagation of weakly nonlinear internal waves in a relatively simple but in frequently occurring in nature and rich in content three-layer environment have highlighted several interesting features that distinguish this environment from the similar but symmetric case (Kurkina et al., 2011b). We have derived a system of nonlinear evolution equations for long, finite-amplitude internal waves, valid for both possible modes of wave motion at the interfaces of a three-layered fluid of arbitrary ratios of the depths between the layers and arbitrary (but small) values of the density jumps at the interfaces in the commonly used framework of Boussinesq approximation. Although each of the equations of this system is known, the analysis of interrelations of the equations for disturbances at different interfaces and the description of the possible wave propagation regimes provides a new insight into the dynamics of internal waves in natural environments.

As expected, the classical Korteweg–de Vries equation is only conditionally a proper tool for the description of the internal wave motion because the coefficient at its nonlinear (quadratic) term may vanish for certain combinations of the environmental parameters (layer depths and densities) of the three-layer fluid. This shortage affects the description of both mode-1 and mode-2 waves (with the same and opposite polarities of the disturbances to the interfaces, respectively). To resolve such situations, the derivation of the evolution equations is extended by systematically taking into account for the next (second) order in magnitude terms in the relevant asymptotic procedure. This procedure leads to two implicitly interrelated Gardner equations (one for each interface) with possibly spatially varying coefficients.

The derived explicit analytical (algebraic) expressions for their coefficients as functions of the properties of the fluid made it possible to perform full analysis of the possible appearances, propagation regimes and transformation domains of solitary solutions of both modes to these equations in horizontally inhomogeneous environments. In particular, we perform a comprehensive analysis of the situations in which the coefficients

NPGD

2, 1–41, 2015

Propagation regimes of interfacial solitary waves

O. E. Kurkina et al.

Title Page

Abstract

Introduction

Conclusions

References

Tables

Figures



Back

Close

Full Screen / Esc

Printer-friendly Version

Interactive Discussion



of the quadratic and the cubic nonlinearity simultaneously vanish. This may happen for three different combinations of the properties of the fluid. In such occasions Gardner equations fail to describe the internal wave dynamics and it is necessary to extend the derivation of the proper evolution equation to even higher-order terms. While the relevant analysis has been recently performed for the special case of symmetric three-layer fluid (Kurkina et al., 2011b), the multitude of options for the failure of Gardner equation to describe the dynamics of three-layer flows calls for further in-depth analysis of this problem. More generally, the situations corresponding to any line representing vanishing coefficients in Fig. 5 require more deep analysis of the associated dynamics.

Appendix A:

Coefficients of Gardner equations for interfacial waves of both modes propagating on both interfaces.

$$\frac{\beta^\pm}{c^\pm H_3^2} = \frac{\tilde{\beta}^\pm}{c^\pm H_3^2} = 12 \frac{2rq^\pm(1-l_2)(l_2-l_1)\left(2l_1(l_2-l_1)^2q^\pm - l_2(l_2+l_1)\right) + 2q^\pm l_1\left(l_1^3 - 3l_1^2 + \left(3 - (1-l_2)^2\right)l_1 - 2l_2(2-l_2)\right) - l_1^2 + l_2(2-l_2)}{1 - 4rq^{\pm 2}l_1(1-l_2)(l_2-l_1)}$$

$$\frac{\alpha^\pm H_3}{c^\pm} = \frac{3}{2(1-l_2)l_1} \frac{8rq^{\pm 2}l_1(1-l_2)^2(l_2-l_1)(l_1q^\pm - 1) - 4q^{\pm 2}l_1^2\left(l_1^2 - (1+l_2)l_1 + l_2\right) + 4q^\pm l_1(l_2-l_1) - 2l_2 + 1}{1 - 4rq^{\pm 2}l_1(1-l_2)(l_2-l_1)}$$

$$\alpha_1^\pm = \frac{1}{2(1-l_2)^2 H_3^2 c^\pm l_1^2 (1 - 4rq^{\pm 2}(1-l_2)l_1(l_2-l_1))} \times (\alpha^{\pm 2} H^2 l_1^2 (1-l_2)^2 (-12rq^{\pm 2}l_1(1-l_2)(l_2-l_1) - 1) + \alpha^\pm H_3 c^\pm (1-l_2)l_1 (4rq^{\pm 2}(1-l_2)^2(l_2-l_1)l_1 (-20l_1q^\pm + 11))$$

Propagation regimes of interfacial solitary waves

O. E. Kurkina et al.

Title Page

Abstract

Introduction

Conclusions

References

Tables

Figures



Back

Close

Full Screen / Esc

Printer-friendly Version

Interactive Discussion



Propagation regimes of interfacial solitary waves

O. E. Kurkina et al.

Title Page

Abstract

Introduction

Conclusions

References

Tables

Figures

⏪

⏩

◀

▶

Back

Close

Full Screen / Esc

Printer-friendly Version

Interactive Discussion



$$\begin{aligned}
 &+ 16q^{\pm 2} l_1^2 (1 - l_1)(l_2 - l_1) + 2q^{\pm} l_1 (l_2 - l_1) + 5(1 - 2l_2) \\
 &+ 12r q^{\pm 2} c^{\pm 2} (1 - l_2)^3 (l_2 - l_1) l_1 (-10q^{\pm 2} l_1^2 + 15q^{\pm} l_1 - 3) \\
 &+ 12q^{\pm 3} c^{\pm 2} l_1^3 (-4l_1^3 + 3l_1^2(3 + l_2) + l_1((1 - l_2)^2 + 6(1 - l_2) - 12) + (5 - l_2)l_2) \\
 &- 18q^{\pm 2} c^{\pm 2} l_1^2 (2l_1^2(3 - l_2) + l_1(2(1 - l_2)^2 + (1 - l_2) - 8) + l_2(5 - l_2)) \\
 &+ 18q^{\pm} c^{\pm 2} l_1(1 + l_2)(l_2 - l_1) - 6c^{\pm 2} (3(1 - l_2)^2 - 3(1 - l_2) + 1)
 \end{aligned}$$

$$\tilde{\alpha}^{\pm}(1 - l_2, 1 - l_1, \frac{1}{r}) = \alpha^{\pm}(l_1, l_2, r),$$

$$\tilde{\alpha}_1^{\pm}(1 - l_2, 1 - l_1, \frac{1}{r}) = \alpha_1^{\pm}(l_1, l_2, r)$$

Note that the coefficients of the equations for both modes have the same appearance. All the differences are in the choice of the corresponding expressions of c^{\pm} , $q^{\pm} \alpha^{\pm}$. The coefficients at terms describing linear dispersion β^{\pm} , $\tilde{\beta}^{\pm}$ are equal for the equations for different interfaces within the same mode.

Acknowledgements. The research was partially supported by Task 5.30.2014/K of the national targets of scientific research in Russia, Estonian Science Foundation (Grant 7413), the targeted financing by the Estonian Ministry of Education and Science (grant SF0140007s11) and through support of the ERDF to the Centre of Excellence in Non-linear Studies CENS and the programme KESTA. The analytical expressions for the coefficients $\beta_1, \tilde{\beta}_1, \gamma_1, \tilde{\gamma}_1, \gamma_2, \tilde{\gamma}_2$ are available on request from Oxana Kurkina (oksana.kurkina@mail.ru).

References

- Apel, J. R., Ostrovsky, L. A., Stepanyants, Y. A., and Lynch, J. F.: Internal solitons in the ocean and their effect on underwater sound, *J. Acoust. Soc. Am.*, 121, 695–722, 2007.
- Bogucki, D. J. and Redekopp, L. G.: A mechanism for sediment resuspension by internal solitary waves, *Geophys. Res. Lett.*, 26, 1317–1320, 1999.

Propagation regimes of interfacial solitary waves

O. E. Kurkina et al.

Title Page

Abstract

Introduction

Conclusions

References

Tables

Figures

⏪

⏩

◀

▶

Back

Close

Full Screen / Esc

Printer-friendly Version

Interactive Discussion



- Camassa, R., Rusan, P.-O., Saxen, A., and Tiron, R.: Fully nonlinear periodic internal waves in a two-fluid system of finite depth, *J. Fluid Mech.*, 652, 259–298, 2010.
- Chin-Bing, S. A., Warn-Varnas, A., King, D. B., Hawkins, J., and Lamb, K. G.: Effects on acoustics caused by ocean solitons, Part B: Acoustics, *Nonlinear Anal.-Theor.*, 71, 2194–2204, 2009.
- 5 Choi, W. and Camassa, R.: Weakly nonlinear internal waves in a two-fluid system, *J. Fluid Mech.*, 313, 83–103, 1996.
- Choi, W. and Camassa, R.: Fully nonlinear internal waves in a two-fluid system, *J. Fluid Mech.*, 396, 1–36, 1999.
- 10 Craig, W., Guyenne, P., and Kalisch, H.: A new model for large amplitude long internal waves, *CR Mecanique*, 332, 525–530, 2004.
- Engelbrecht, J. K., Fridman, V. E., and Pelinovsky, E. N.: *Nonlinear Evolution Equations: Pitman Research Notes in Mathematics Series*, 180, Longman, London, 122 pp., 1988.
- Funakoshi, M.: Long internal waves in a two-layer fluid, *J. Phys. Soc. Jpn.*, 54, 2470–2476, 1985.
- 15 Funakoshi, M. and Oikawa, M.: Long internal waves of large amplitude in a two-layer fluid, *J. Phys. Soc. Jpn.*, 55, 128–144, 1986.
- Gear, J. A. and Grimshaw, R. H. J.: A second-order theory for solitary waves in shallow fluids, *Phys. Fluids*, 26, 14–29, 1983.
- 20 Grimshaw, R. H. J. (Ed.): *Internal solitary waves*, in: *Environmental Stratified Flows*, Kluwer, Boston, 1–28, 2001.
- Grimshaw, R., Pelinovsky, E., and Talipova, T.: The modified Korteweg–de Vries equation in the theory of large – amplitude internal waves, *Nonlin. Processes Geophys.*, 4, 237–250, doi:10.5194/npg-4-237-1997, 1997.
- 25 Grimshaw, R., Pelinovsky, E., and Poloukhina, O.: Higher-order Korteweg–de Vries models for internal solitary waves in a stratified shear flow with a free surface, *Nonlin. Processes Geophys.*, 9, 221–235, doi:10.5194/npg-9-221-2002, 2002.
- Grimshaw, R., Pelinovsky, E., and Talipova, T.: Modeling internal solitary waves in the coastal ocean, *Surv. Geophys.*, 28, 273–298, 2007.
- 30 Grimshaw, R. H. J., Pelinovsky, E., and Talipova, T.: Solitary wave transformation in a medium with sign-variable quadratic nonlinearity and cubic nonlinearity, *Physica D*, 132, 40–62, 1999.

Propagation regimes of interfacial solitary waves

O. E. Kurkina et al.

Title Page

Abstract

Introduction

Conclusions

References

Tables

Figures



Back

Close

Full Screen / Esc

Printer-friendly Version

Interactive Discussion



Grimshaw, R. H. J., Slunyaev, A., and Pelinovsky, E.: Generation of solitons and breathers in the extended Korteweg–de Vries equation with positive cubic nonlinearity, *Chaos*, 20, 013102, doi:10.1063/1.3279480, 2010.

Guyenne, P.: Large-amplitude internal solitary waves in a two-fluid model, *CR Mecanique*, 334, 341–346, 2006.

Helfrich, K. R. and Melville, W. K.: Long nonlinear internal waves, *Annu. Rev. Fluid Mech.*, 38, 395–425, 2006.

Holloway, P., Pelinovsky, E., and Talipova, T.: Internal tide transformation and oceanic internal solitary waves, in: *Environmental Stratified Flows*, edited by: Grimshaw, R. H. J., Kluwer, Boston, 29–60, 2001.

Jackson, C. R.: An atlas of internal solitary-like waves and their properties. Prepared under contract with the Office of Naval Research Code 322PO, Contract N00014-03-C-0176, Global Ocean Associates, VA, Alexandria, VA, USA, 2004.

Jeans, D. R. G.: Solitary internal waves in the ocean: A literature review completed as part of the internal wave contribution to Morena, Rep. U-95, UCES, Marine Science Labs, University of North Wales, 1995.

Kakutani, T. and Yamasaki, N.: Solitary waves in a two-layer fluid, *J. Phys. Soc. Jpn.*, 45, 674–679, 1978.

Knauss, J. A.: *Introduction to Physical Oceanography*, Prentice Hall, New Jersey, 309 pp., 1996.

Knickerbocker, C. and Newell, A.: Internal solitary waves near a turning point, *Phys. Lett.*, 75, 326–330, 1980.

Koop, C. G. and Butler, G.: An investigation of internal solitary waves in a two-fluid system, *J. Fluid Mech.*, 112, 225–251, 1981.

Kurkina, O. E., Pelinovsky, E., Talipova, T., and Soomere, T.: Mapping the internal wave field in the Baltic Sea in the context of sediment transport in shallow water, *J. Coastal Res.*, Special Issue 64, 2042–2047, 2011a.

Kurkina, O. E., Kurkin, A. A., Soomere, T., Pelinovsky, E. N., and Rouvinskaya, E. A.: Higher-order (2+4) Korteweg–de Vries-like equation for interfacial waves in a symmetric three-layer fluid, *Phys. Fluids*, 23, 116602, doi:10.1063/1.3657816, 2011b.

Lamb, K. G.: Conjugate flows for a three-layer fluid, *Phys. Fluids*, 12, 2169–2185, 2000.

Lamb, K. G.: *Extreme Internal Solitary Waves in the Ocean: Theoretical Considerations*, Preprint, University of Waterloo, 109–117, 2006.

Propagation regimes of interfacial solitary waves

O. E. Kurkina et al.

Title Page

Abstract

Introduction

Conclusions

References

Tables

Figures



Back

Close

Full Screen / Esc

Printer-friendly Version

Interactive Discussion



- Lamb, K. G. and Yan, L.: The evolution of internal wave undular bores: comparisons of a fully nonlinear numerical model with weakly nonlinear theory, *J. Phys. Oceanogr.*, 26, 2712–2734, 1996.
- Leppäranta, M. and Myrberg, K.: *Physical Oceanography of the Baltic Sea*, Springer Praxis, Berlin, Heidelberg, New York, 378 pp., 2009.
- Marchant, T. R. and Smyth, N. F.: Soliton interaction for the extended Korteweg–de Vries equation, *IMA J. Appl. Math.*, 56, 157–176, 1996.
- Mehta, A. P., Sutherland, B. R., and Kyba, P. J.: Interfacial gravity currents. II. Wave excitation, *Phys. Fluids*, 14, 3558–3569, 2002.
- Miles, J. W.: On internal solitary waves, *Tellus*, 31, 456–462, 1979.
- Mirie, R. M. and Pennell, S. A.: Internal solitary waves in a two-fluid system, *Phys. Fluids A-Fluid*, 1, 986–991, 1989.
- Muller, P. and Briscoe, M.: Diapycnal mixing and internal waves, *Oceanography*, 13, 98–103, 2000.
- Nakoulima, O., Zahibo, N., Pelinovsky, E., Talipova, T., Slunyaev, A., and Kurkin, A.: Analytical and numerical studies of the variable-coefficient Gardner equation, *Appl. Math. Comput.*, 152, 449–471, 2004.
- Nayfeh, A. H.: *Perturbation Methods*, Wiley, New York, 437 pp., 2000.
- Newell, A. C.: *Solitons in Mathematics and Physics*, SIAM, Philadelphia, 244 pp., 1985.
- Osborne, A. R.: *Nonlinear Ocean Waves and the Inverse Scattering Transform*, Elsevier, San Diego, 917 pp., 2010.
- Osborne, A. R., Onorato, M., Serio, M., and Bergamasco, L.: Soliton creation and destruction, resonant interactions, and inelastic collisions in shallow water waves, *Phys. Rev. Lett.*, 81, 3559–3562, 1998.
- Ostrovsky, L. A. and Stepanyants, Y. A.: Do internal solitons exist in the ocean?, *Rev. Geophys.*, 27, 293–310, 1989.
- Ostrovsky, L. A. and Stepanyants, Y. A.: Internal solitons in laboratory experiments: comparison with theoretical models, *Chaos*, 15, 037111, doi:10.1063/1.2107087, 2005.
- Pelinovskii, E. N., Polukhina, O. E., and Lamb, K.: Nonlinear internal waves in the ocean stratified in density and current, *Oceanology+*, 40, 757–766, 2000.
- Pelinovsky, E. N., Polukhina, O., Slunyaev, A., and Talipova, T.: Internal solitary waves, in: *Solitary Waves in Fluids*, edited by: Grimshaw, R. H. J., WIT Press, Southampton, Boston, 85–110, 2007.

Propagation regimes of interfacial solitary waves

O. E. Kurkina et al.

Title Page

Abstract

Introduction

Conclusions

References

Tables

Figures



Back

Close

Full Screen / Esc

Printer-friendly Version

Interactive Discussion



- Pullin, D. I. and Grimshaw, R. H. J.: Finite-amplitude solitary waves at the interface between two homogeneous fluids, *Phys. Fluids*, 31, 3550–3559, 1998.
- Reeder, D. B., Ma, B. B., and Yang, Y. J.: Very large subaqueous sand dunes on the upper continental slope in the South China Sea generated by episodic, shoaling deep-water internal solitary waves, *Mar. Geol.*, 279, 12–18, 2011.
- Rusås, P.-O. and Grue, J.: Solitary waves and conjugate flows in a three-layer fluid, *Eur. J. Mech. B-Fluid.*, 21, 185–206, 2002.
- Ruvinskaya, E. A., Kurkina, O. E., and Kurkin, A. A.: A modified nonlinear evolution equation for internal gravity waves in a three-layer symmetric fluid, *Transactions of the Nizhny Novgorod R. E. Alekseev State Technical University*, 83, 30–39, 2010 (in Russian).
- Sabinin, K. and Serebryany, A.: Intense short-period internal waves in the ocean, *J. Mar. Res.*, 63, 227–261, 2005.
- Sandstrom, H. and Elliott, J. A.: Internal tide and solitons on the Scotian Shelf: A nutrient pump at work, *J. Geophys. Res.*, 89, C6415, doi:10.1029/JC089iC04p06415, 1984.
- Soomere, T.: Coupling coefficients and kinetic equation for Rossby waves in multi-layer ocean, *Nonlin. Processes Geophys.*, 10, 385–396, doi:10.5194/npg-10-385-2003, 2003.
- Sridevi, B., Murty, V. R., Sadhuram, Y., and Murty, V. S. N.: Impact of internal waves on the acoustic field at a coastal station off Paradeep, east coast of India, *Nat. Hazards*, 57, 563–576, doi:10.1007/s11069-010-9567-9, 2011.
- Stastna, M. and Lamb, K. G.: Sediment resuspension mechanisms associated with internal waves in coastal waters, *J. Geophys. Res.*, 113, C10016, doi:10.1029/2007JC004711, 2008.
- Stober, U. and Moum, J. N.: On the potential for automated real-time detection of nonlinear internal waves from seafloor pressure measurements, *Appl. Ocean Res.*, 33, 275–285, 2011.
- Talipova, T., Pelinovskii, E., and Grimshaw, R. H. J.: Transformation of a soliton at a point of zero nonlinearity, *JETP Lett.*, 65, 120–125, 1997.
- Talipova, T., Pelinovsky, E., Lamb, K., Grimshaw, R. H. J., and Holloway, P.: Cubic nonlinearity effects in the propagation of intense internal waves, *Dokl. Earth Sci.*, 365, 241–244, 1999.
- Vlasenko, V., Stashchuk, N., and Hutter, K.: *Baroclinic Tides: Theoretical Modeling and Observational Evidence*, Cambridge University Press, Cambridge, 351 pp., 2005.
- Warn-Varnas, A., Chin-Bing, S. A., King, D. B., Hawkins, J., and Lamb, K. G.: Effects on acoustics caused by ocean solitons, Part A: Oceanography, *Nonlinear Anal.-Theor.*, 71, 1807–1817, 2009.

Propagation regimes of interfacial solitary waves

O. E. Kurkina et al.

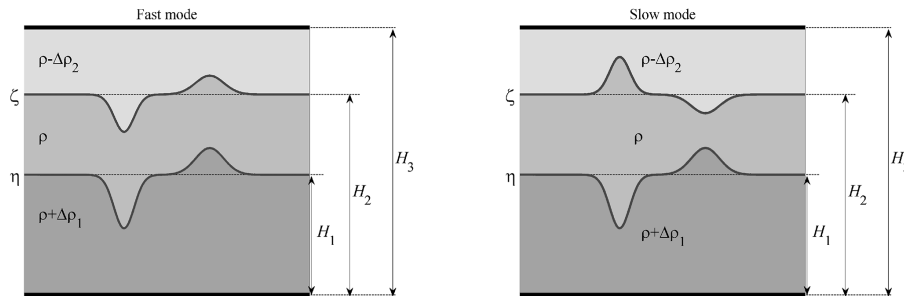


Figure 1. Definition sketch of the three-layer fluid and internal waves of mode-1 (left) and mode-2 (right).

Title Page	
Abstract	Introduction
Conclusions	References
Tables	Figures
◀	▶
◀	▶
Back	Close
Full Screen / Esc	
Printer-friendly Version	
Interactive Discussion	



Propagation regimes of interfacial solitary waves

O. E. Kurkina et al.

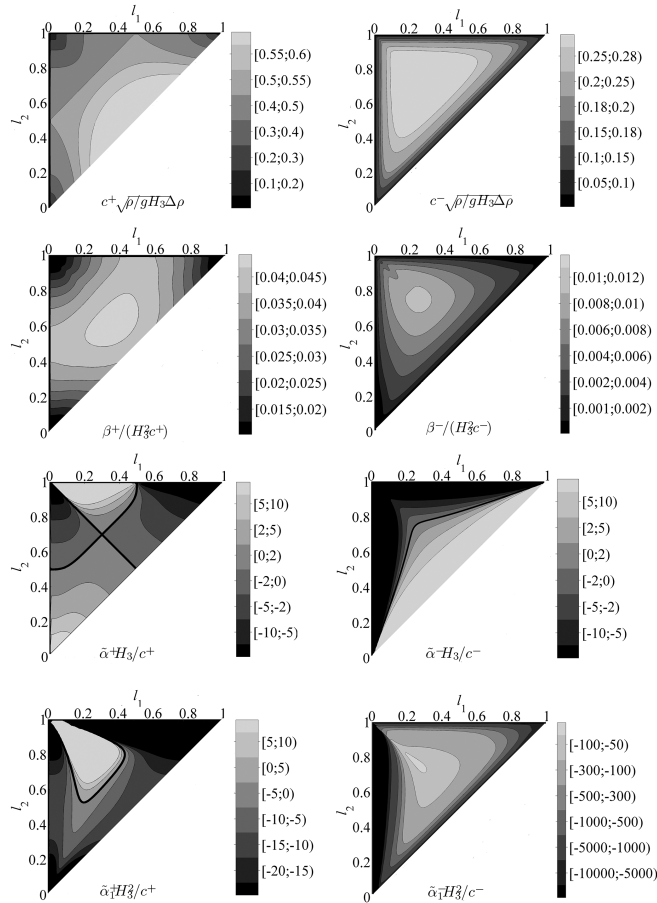


Figure 3. Variation of environmental parameters for IWs of fast (left column) and slow (right column) mode in the particular case $r = 1 (\Delta \rho_1 = \Delta \rho_2)$. Zero contours are given by bold black lines.

[Title Page](#)
[Abstract](#) [Introduction](#)
[Conclusions](#) [References](#)
[Tables](#) [Figures](#)
[◀](#) [▶](#)
[◀](#) [▶](#)
[Back](#) [Close](#)
[Full Screen / Esc](#)
[Printer-friendly Version](#)
[Interactive Discussion](#)



Propagation regimes of interfacial solitary waves

O. E. Kurkina et al.

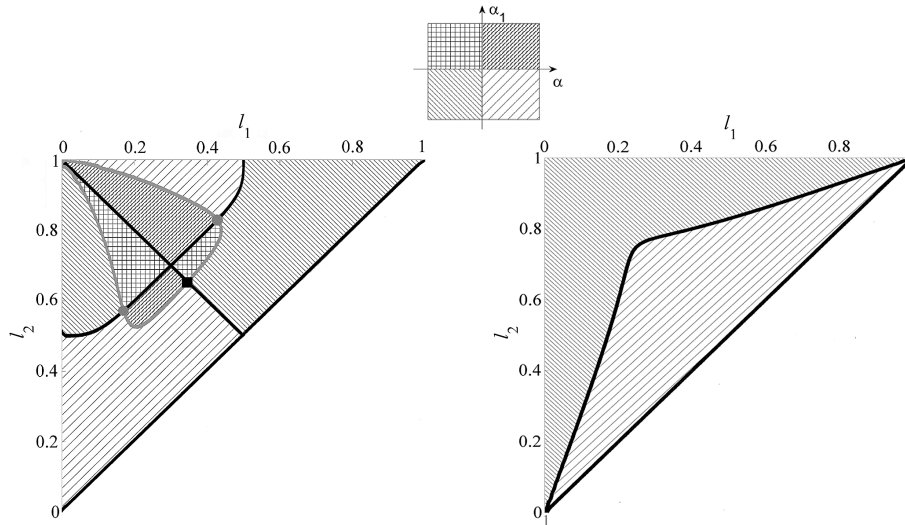


Figure 4. Map of the appearance of possible soliton solutions to Gardner equation for three-layer fluid for fast (left panel) and slow (right panel) internal wave modes in the particular case $r = 1$ ($\Delta\rho_1 = \Delta\rho_2$). The legend of patterns legend is given on the top. Bold black curves correspond to $\tilde{\alpha} = 0$. Bold grey curves correspond to $\tilde{\alpha}_1 = 0$. The markers show points at which $\tilde{\alpha} = \tilde{\alpha}_1 = 0$. Black squares indicate the combinations $(l_1, l_2) = (9/26; 17/26) \approx (0.3462; 0.6538)$, grey circles – the combinations $(l_1, l_2) \approx (0.1703; 0.5717)$ and $(l_1, l_2) \approx (0.4283; 0.8297)$.

Title Page	
Abstract	Introduction
Conclusions	References
Tables	Figures
◀	▶
◀	▶
Back	Close
Full Screen / Esc	
Printer-friendly Version	
Interactive Discussion	



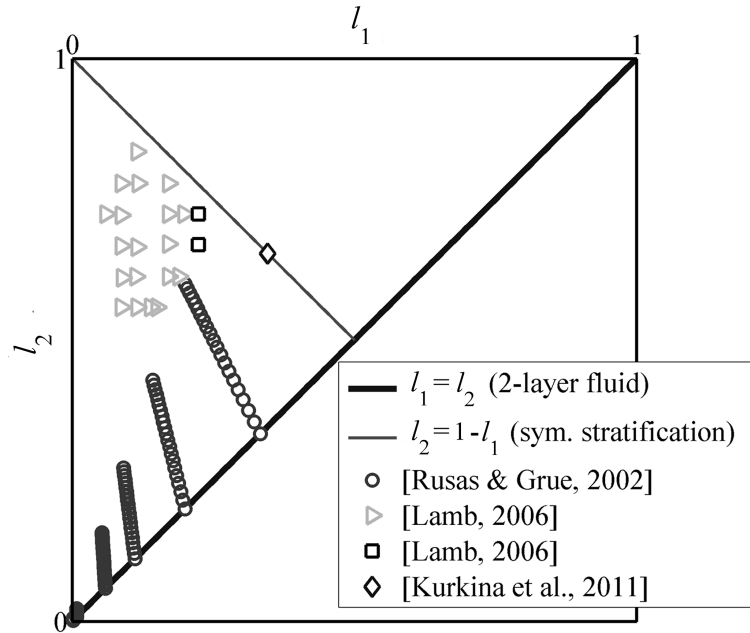


Figure 5. Points corresponding to stratifications for which mode-1 SIWs were considered in Boussinesq approximation with equal density jumps in different approaches. Circles: positive polarity waves (fully nonlinear numerical method for SIWs in three-layer fluid) (Rusås and Grue, 2002). Triangles: waves of elevation with a minimum amplitude greater than zero; squares: waves of elevation with no minimum amplitude (fully nonlinear numerical model, continuous almost three-layer stratification) (Lamb, 2006). Left vicinity of diamond on the line $l_2 = 1 - l_1$: waves of both polarities broaden and flatten while approaching an amplitude limit, (2 + 4) KdV model for IWs in symmetric three-layer fluid (Kurkina et al., 2011a, 2012).

Propagation regimes of interfacial solitary waves

O. E. Kurkina et al.

Title Page	
Abstract	Introduction
Conclusions	References
Tables	Figures
◀	▶
◀	▶
Back	Close
Full Screen / Esc	
Printer-friendly Version	
Interactive Discussion	



Propagation regimes of interfacial solitary waves

O. E. Kurkina et al.

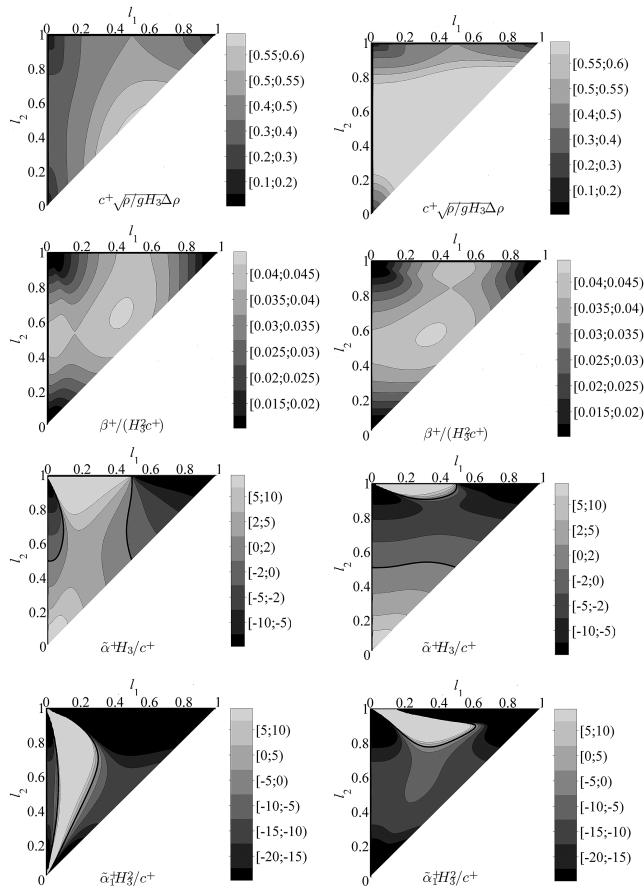


Figure 7. Variation of environmental parameters for mode-1 solitary IWs in a three-layer fluid with unequal density jumps at the interfaces. Left column $\Delta\rho_1 = \Delta\rho_2/2$. Right column: $\Delta\rho_1 = 2\Delta\rho_2$.

Title Page

Abstract Introduction

Conclusions References

Tables Figures

◀ ▶

◀ ▶

Back Close

Full Screen / Esc

Printer-friendly Version

Interactive Discussion



Propagation regimes of interfacial solitary waves

O. E. Kurkina et al.

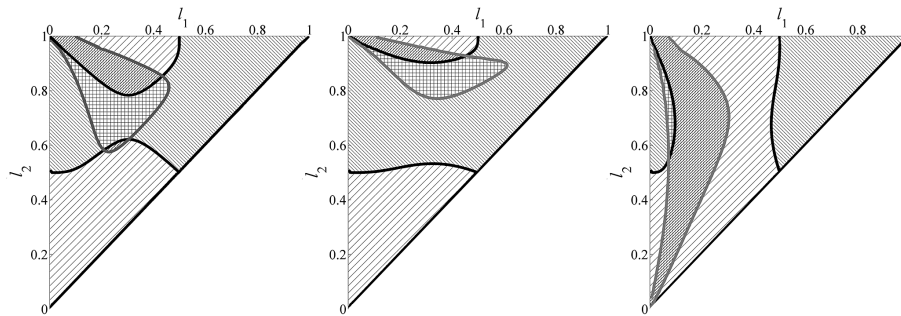


Figure 8. Map of the appearance of possible soliton solutions for mode-1 IWs in a three-layer fluid with unequal density jumps at the interfaces. Left column: $\Delta\rho_1 = 1.1\Delta\rho_2$. Middle column: $\Delta\rho_1 = 2\Delta\rho_2$. Right column: $\Delta\rho_1 = \Delta\rho_2/2$.

Title Page	
Abstract	Introduction
Conclusions	References
Tables	Figures
◀	▶
◀	▶
Back	Close
Full Screen / Esc	
Printer-friendly Version	
Interactive Discussion	



Propagation regimes of interfacial solitary waves

O. E. Kurkina et al.

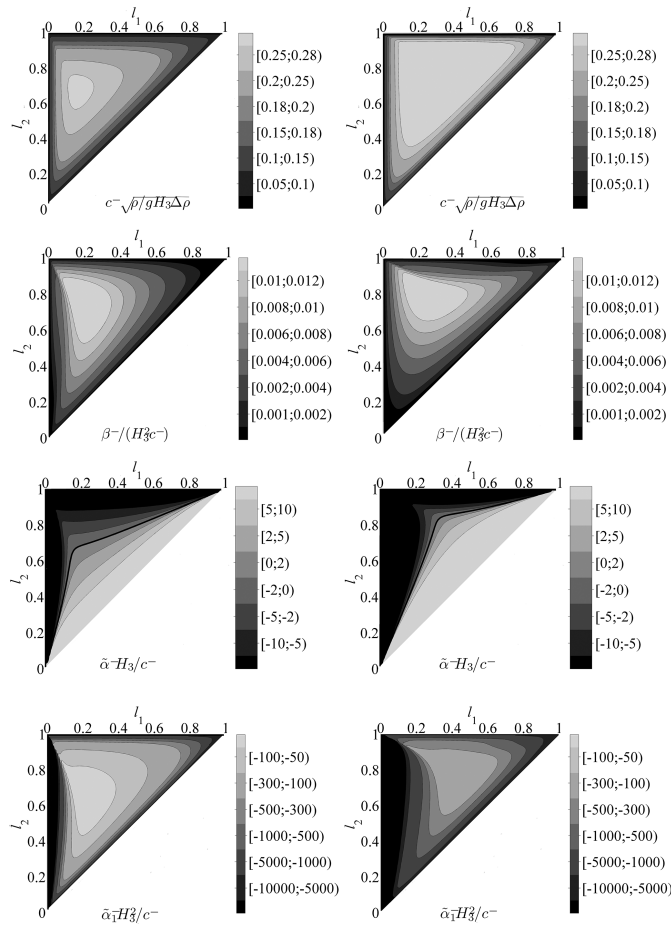


Figure 9. Variation of the environmental parameters for mode-2 IWs in a three-layer fluid with unequal density jumps at the interfaces. Left column: $\Delta\rho_1 = 2\Delta\rho_2$. Right column: $\Delta\rho_1 = \Delta\rho_2/2$.

Title Page

Abstract Introduction

Conclusions References

Tables Figures

◀ ▶

◀ ▶

Back Close

Full Screen / Esc

Printer-friendly Version

Interactive Discussion



