

A quasi chemistry-transport model mode for EMAC

R. Deckert¹, P. Jöckel¹, V. Grewe¹, K.-D. Gottschaldt¹, and P. Hoor²

¹Deutsches Zentrum für Luft- und Raumfahrt, Institut für Physik der Atmosphäre, Oberpfaffenhofen, Germany

²Johannes Gutenberg-Universität Mainz, Institut für Physik der Atmosphäre, Germany

Received: 21 October 2010 – Published in Geosci. Model Dev. Discuss.: 19 November 2010

Revised: 23 February 2011 – Accepted: 7 March 2011 – Published: 16 March 2011

Abstract. A quasi chemistry-transport model mode (QCTM) is presented for the numerical chemistry-climate simulation system ECHAM/MESSy Atmospheric Chemistry (EMAC). It allows for a quantification of chemical signals through suppression of any feedback between chemistry and dynamics. Noise would otherwise interfere too strongly. The signal is calculated from the difference of two QCTM simulations, a reference simulation and a sensitivity simulation. In order to avoid the feedbacks, the simulations adopt the following offline chemical fields: (a) offline mixing ratios of radiatively active substances enter the radiation scheme, (b) offline mixing ratios of nitric acid enter the scheme for re-partitioning and sedimentation from polar stratospheric clouds, (c) and offline methane oxidation is the exclusive source of chemical water-vapor tendencies. Any set of offline fields suffices to suppress the feedbacks, though may be inconsistent with the simulation setup. An adequate set of offline climatologies can be produced from a non-QCTM simulation using the setup of the reference simulation. Test simulations reveal the particular importance of adequate offline fields associated with (a). Inconsistencies from (b) are negligible when using adequate fields of nitric acid. Acceptably small inconsistencies come from (c), but should vanish for an adequate prescription of chemical water vapor tendencies. Toggling between QCTM and non-QCTM is done via namelist switches and does not require a source code re-compilation.

1 Introduction

The recognition of feedback processes in the Earth system is essential to the understanding of past and future changes in the atmospheric chemical composition and climate. Global chemistry-climate models (CCMs) are well suited to inves-

tigate such feedbacks, since these models account for the non-linear coupling between atmospheric dynamics, chemistry, radiation, and other processes. However, the presence of feedbacks can hamper the identification of climate effects from, for instance, altered emissions of short-lived anthropogenic substances. This is the case if natural variability, here referred to as noise, disguises the expected signal.

For example, the objective of quantifying the expected impact from changes in nitrogen oxides ($\text{NO}_x = \text{NO} + \text{NO}_2$) emissions requires a comparison of at least two model simulations: a reference simulation with reference sources of NO_x and a sensitivity simulation with sources that differ from the reference setup slightly. If the simulations include any feedback between dynamics and chemistry, then the meteorology of the two simulations will diverge despite binary identical initialization due to the inherent chaos in the system, a property commonly referred to as butterfly effect. Such behavior is inevitable, even for the smallest chemically triggered perturbation of the meteorological state. After a small number of time steps with perturbed conditions, the two simulations will differ completely in their meteorological patterns, communicating the meteorological variability to mixing ratios of chemical compounds such as NO_x (e.g. Unger et al., 2008).

Note that time averages of dynamical variables may be hardly affected, but that the sequence of meteorological weather patterns can be completely different among the two simulations. Hence, day-to-day mixing ratio differences in the two simulations will be governed by noise (Fig. 1a), and estimation of statistical expectation of chemical quantities require long and computationally expensive integrations. The problem is particularly strong when focusing on the quantification of effects from small perturbations of multiple emission sources such as road traffic, shipping, and aviation (e.g. Hoor et al., 2009; Unger et al., 2008).

Feedback processes between atmospheric chemistry and dynamics are manifold. Every chemically and radiatively active compound causes such feedback. Typical examples are ozone (O_3), methane (CH_4), chlorofluorocarbons (CFCs),



Correspondence to: R. Deckert
(rudolf.deckert@dlr.de)

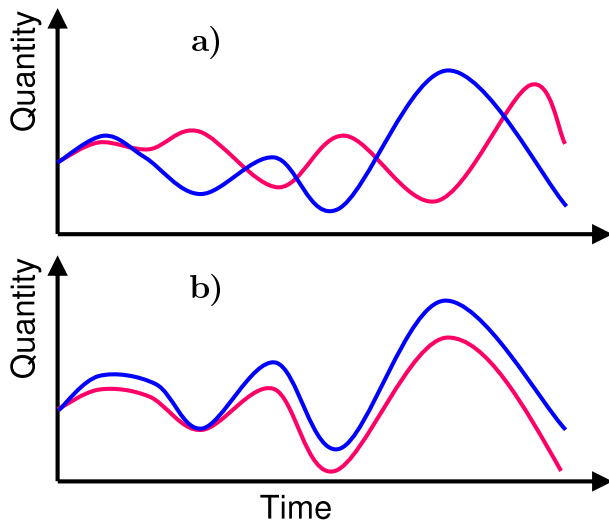


Fig. 1. Mixing ratio x of an arbitrary chemical tracer from two hypothetical simulations. The simulation setups differ only by a small chemical perturbation affecting x , and share identical initialization. Note that the simulations have near-identical statistical expectation with respect to dynamical quantities such as divergence and vorticity. However, the feedback between chemistry and dynamics causes a completely different sequence of dynamical patterns and associated tracer transport, and hence a low signal-to-noise ratio for the chemistry-related difference Δx among the two simulations (a). Without feedback between chemistry and dynamics, however, Δx relates directly to the chemical perturbation, and it displays a high signal-to-noise ratio (b).

and nitrous oxide (N_2O). A special species is water vapor (H_2O) as it plays an important role not only in the radiation budget, but also in cloud physics and atmospheric chemistry; the latter, for example, as a source of hydroxyl-radical (OH) formation or as a product of stratospheric CH_4 degradation.

Also, there are substances which are not radiatively active, but which affect dynamical processes such as properties of clouds. The formation of polar stratospheric clouds (PSCs), for example, depends on species such as H_2O and nitric acid (HNO_3). Any minor change in HNO_3 mixing ratios will alter PSC formation, and, through the associated H_2O changes, causes a feedback between chemistry and dynamics.

Yet, chemically triggered changes to the feedback processes themselves are often small enough to be neglected. It is hence feasible to account for the feedbacks between chemistry and dynamics with prescribed climatologies. With this restriction, chemical perturbations will not affect the meteorological patterns, turning chemistry-dynamics feedbacks off. In either of the two example simulations mentioned above, the patterns of atmospheric dynamics are then binary identical and any difference in chemical mixing ratios is directly attributable to the difference in NO_x emission rates among the two (Fig. 1b). As a result, the differences in chemical mixing ratios have a much higher signal-to-noise ratio.

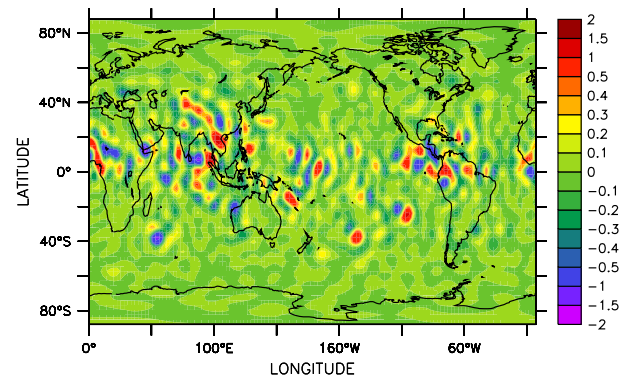


Fig. 2. Snapshot of the difference (in m s^{-1}) in zonal-wind velocity, about 4000 m above ground, between two nudged simulations in coupled mode with the CCM EMAC. Output time: 4 June at seven p.m., 19 h after initialization. The simulations share identical setup, initialization, executable, and nudging. The only difference is a 5% anomaly in NO emissions from road traffic.

We say a CCM is run in quasi chemistry-transport model mode (QCTM) when any impact from the model chemistry on the dynamics is switched off. The opposite case with active feedbacks between chemistry and dynamics is referred to as coupled mode, or coupled simulation. The term “quasi” serves to distinguish from pure chemistry-transport models which do not integrate the prognostic dynamical equations. The model setup determines also other model characteristics such as resolution, boundary conditions, and the selection of active submodels. Offline chemical characteristics are imposed on a simulation from outside, whereas online chemical characteristics are part of the simulation’s chemistry integration.

The nudging method (e.g. Jöckel et al., 2006) does not represent an appropriate alternative to the QCTM. As the term implies, nudging is a weak Newtonian relaxation of the internally calculated dynamical tendencies towards a prescribed meteorological state. At the same time, parameterizations and small-scale dynamical processes are not subject to any direct nudging. Hence, the butterfly effect is still present and binary identity, as defined above, not given. Figure 2 exemplifies the issue. It shows the difference in zonal-wind velocity between two nudged simulations with the CCM EMAC (see Sect. 2). The simulations obey the scenarios BASE and ROAD in Hoor et al. (2009), thus differ in a 5% disparity of NO emission from road traffic, but otherwise share identical setup, initialization, executable, and nudging of dynamical tendencies. A few hours after initialization, the small-scale dynamical features have diverged due to the feedback between dynamics and chemistry, generating a low signal-to-noise ratio for the difference in mixing ratios of chemical substances such as CO or O_3 (not shown). Yet, the nudging will prevent the model dynamics from complete divergence.

This documentation presents a QCTM implemented into the CCM ECHAM/MESSy Atmospheric Chemistry (EMAC), version 1.10. It is going to be released in version 1.11. Section 2 introduces the model system EMAC, and Sect. 3 gives specific information on those submodels of EMAC which are important to the QCTM. Section 4 evaluates the QCTM. Following the conclusions of Sect. 5, the Appendix informs on how to use the QCTM.

2 Model system EMAC

EMAC is a numerical chemistry and climate simulation system that includes submodels describing tropospheric and middle atmosphere processes and their interaction with oceans, land, and human influences (Jöckel et al., 2006). It uses the first version of the Modular Earth submodel System (MESSy1) to link multi-institutional computer codes. The core atmospheric model is the 5th generation European Centre Hamburg general circulation model ECHAM5 (Roeckner et al., 2006). More detailed information, including references, about the model system is available from <http://www.messy-interface.org>.

The core model of EMAC, ECHAM5, solves the atmospheric primitive equations horizontally via a spectral transform technique. In the vertical it uses the method of finite differences and for time integration a semi-implicit leap-frog scheme with time filter.

Most of the EMAC submodels act on a Gaussian transform grid and, e.g., handle parameterized physics, transport of atmospheric constituents, and atmospheric chemistry. Depending on the complexity of the chemistry setup, the chemical calculations usually consume a large portion of the total central-processing-unit time. Chemistry is dealt with by the submodel MECCA1 (Sander et al., 2005), which is based on the kinetic pre-processor (KPP) software (Damian et al., 2002) and considers the combined chemical reactions as a stiff system of ordinary differential equations. The system is solved via a Rosenbrock sparse-matrix technique with adaptive time step.

The parallelization is implemented based on the distributed memory concept with different approaches for the spectral and the grid-point representation, and a specific representation for the tracer advection algorithm, respectively. In spectral representation, variables are decomposed into their spherical harmonics, and in Gaussian representation the global domain is decomposed into blocks in latitudinal and longitudinal direction. For the advection an additional vertical decomposition is applied. For each variable in Gaussian representation two blocks at the same longitude and the same latitude are combined, with one block being in the Northern and one block in the Southern Hemisphere. This improves the load balancing with respect to the distribution of day and night grid boxes. The combined blocks are further re-arranged into vectors of selectable length to optimally ex-

exploit vector registers on vector architectures and cache sizes on scalar architectures.

3 Specific submodels and QCTM implementation

The implementation of the QCTM involves the EMAC submodels RAD4ALL, H2O, HETCHEM, and PSC, which are commented on here. Switching between QCTM and coupled mode does not require a re-compilation of the EMAC source code, so that the same executable can be used for both modes. Instead, it requires the modification of certain switches and adjustments in the respective namelists (see Table A1).

3.1 Submodel RAD4ALL

The submodel RAD4ALL (see Jöckel et al., 2006) is a re-implementation into the MESSY standard of the ECHAM5 radiation code (Roeckner et al., 2006). In coupled mode, RAD4ALL relies on online fields for the calculation of radiative transfer. These are with regard to the hydrological cycle: cloud cover, cloud water, cloud ice, prognostic specific humidity; and with regard to the radiatively active chemical species: CO₂, CH₄, O₃, N₂O, CFC-11, CFC-12, depending on the chemical setup.

For the QCTM, the mixing ratios of all radiatively active chemical species, except for the H₂O tracer, must be provided from offline climatologies. The relevant switches are located in the coupling namelist (CPL) of the RAD4ALL submodel, and the respective offline fields are defined via the REGRID and RGTEVENTS namelists of RAD4ALL (see Table A1). Note the model chemistry still provides online mixing ratios of the radiatively active species, but these are not used by the RAD4ALL submodel in case the QCTM is active.

3.2 Submodel H2O

The submodel H2O serves several purposes. It creates and initializes the gas-phase tracer H₂O as part of the model chemistry, in contrast to the specific humidity being inherent to the ECHAM5 core model. To clearly separate these two aspects, we will refer to the water vapor fields from the H2O submodel as H₂O tracer, and to the water vapor field from ECHAM5 as specific humidity. Additionally, it provides an option to use for the H₂O-tracer tendency a climatology associated with CH₄ oxidation. Finally, it controls the feedback between the H₂O tracer and the specific humidity via synchronization. For any model time step after initialization, the synchronization first replaces value and tendency of the H₂O tracer by those of the specific humidity. Then, chemical processes bring about a new tendency of the H₂O tracer, either as online field from a chemistry submodel, or as climatology from the H2O submodel itself, or as a sum of the two. Last, the new tendency replaces that of the specific humidity. Any

replacement in either direction takes into account the different units of measurement.

The details of the last replacement depend on the `LH2O_TENDENCY` switch in the CPL namelist of the H2O submodel (see Appendix B). The preferred setting for the QCTM is `LH2O_TENDENCY=2`, implying an exclusive usage of offline water vapor tendencies. These offline fields are calculated based on a satellite climatology of CH_4 mixing ratios and pre-calculated climatological conversion rates from a coupled simulation. The default involves monthly average conversion rates from a MAECHAM4/CHEM simulation (Steil et al., 2003) which correspond to photolysis and oxidation of CH_4 by OH, O1D, and Cl. Alternative input data may be selected through the submodel namelists.

3.3 Submodel HETCHEM

The submodel HETCHEM computes heterogeneous reaction rates for surfaces associated with solid nitric acid trihydrate (NAT), ice, super-cooled ternary solutions, and aerosols. As to the present study, a climatology of sulfuric-acid mixing ratios as used by Jöckel et al. (2006) serves as the basis for heterogeneous reactions on sulfate aerosol such as $\text{N}_2\text{O}_5 + \text{H}_2\text{O} \rightarrow 2\text{HNO}_3$.

Tendencies of the water cycle associated with the re-partitioning of the three phases are neglected in case `L_COUPLE_H2O=F` in the HETCHEM-namelist CPL (see also Table A1). This setting prevents water-mediated impact of heterogeneous chemistry on the dynamics.

3.4 Submodel PSC

PSCs affect the stratospheric chemistry and chemical composition by heterogeneous reactions occurring on both liquid and solid cloud particles, and by sedimentation of the solid cloud particles. The submodel PSC takes these effects into account and it further determines heterogeneous reaction rates. Also, it establishes the vertical redistribution of H_2O and HNO_3 due to sedimentation of ice particles, referred to as dehydration, and due to sedimentation of NAT particles, referred to as denitrification.

First, the thermodynamic partitioning of H_2O and HNO_3 is accomplished. For the determination of particle size there are two different schemes. The one assumes that the particles have all the same size (Buchholz, 2005). The other one considers a discrete size distribution (Kirner et al., 2011) and has not yet been tested in QCTM. Thereafter, the PSC submodel determines the vertical re-distribution of H_2O and HNO_3 through particle sedimentation.

The numerical scheme is restricted to those atmospheric regions where PSCs are allowed to exist. The user prescribes an equatorward latitude limit as well as upper and lower pressure bounds to avoid PSCs where observations do not support their existence. Inside these pre-defined regions, the PSC submodel performs any PSC-related calculation only where

the current local equilibrium temperature of ice is smaller than that of NAT.

The PSC submodel causes feedback between dynamics and chemistry through the following processes:

1. It defines heterogeneous chemical reactions via the HETCHEM submodel. These, in turn, alter the distribution of radiatively active substances through the chemistry submodel MECCA1. The RAD4ALL radiation submodel then communicates the chemical perturbation to the dynamics. In case of water vapor, the hydrological cycle represents an additional communication path.
2. Sedimentation-caused mixing ratio changes of H_2O depend on HNO_3 through ice particle size and partitioning. Again, hydrological cycle and radiation close the feedback towards the model dynamics.
3. The amount of HNO_3 determines which thermodynamic phases are stable and thus impacts on the PSC-relevant regions (see above). For these regions, the CLOUD submodel suppresses the occurrence of any cirrus clouds, hence generating feedback. Additionally, the PSC-relevant regions re-enter the PSC submodel in the next time-step.

A removal of the PSC-related feedbacks by avoiding PSCs at all would be trivial to do. However, PSCs are important to the Earth system, e.g. through their impact on stratospheric ozone mixing ratios and dynamics, and should be accounted for. Rather than having no PSCs at all, it is hence better to remove only the PSC-related feedbacks.

The QCTM settings in the submodels HETCHEM and H2O (see Sects. 3.2, 3.3 and Table A1) remove any feedback associated with item 1 in the above list. Items 2 and 3 represent feedback through non-chemical mechanisms which involve HNO_3 . Figure 3 illustrates how the feedback removal is implemented in this case. The main idea is to replace online total- HNO_3 mixing ratios by an offline climatology where necessary in the code, while affecting PSC-related effects such as sedimentation as little as possible.

Partitioning within PSCs is therefore evaluated twice:

1. using an offline total- HNO_3 climatology in order to make the following quantities and characteristics independent of the KPP-solved chemistry: water vapor tendencies, particle radii, and thermodynamic phase. The water vapor tendencies and particle radii go into the sedimentation scheme. In a similar way, the thermodynamic phase goes into the cirrus-related computations by the CLOUD submodel.
2. using online total- HNO_3 fields from the KPP chemistry solver. As an important consequence of the double calculation, PSC-related partitioning/sedimentation induces KPP-dependent HNO_3 tendencies which remain in the chemistry domain and do not affect the dynamics.

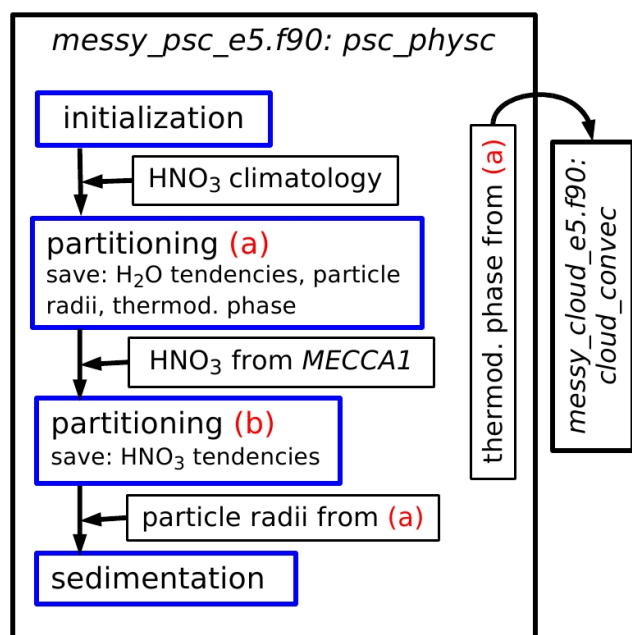


Fig. 3. Flowchart of how the QCTM is implemented into the EMAC submodel PSC. The partitioning is calculated twice using (a) offline, and (b) online mixing ratios of HNO_3 (see text for more detailed explanations).

Yet, the specific humidity tendencies remain unaffected by KPP as these would otherwise establish a feedback between dynamics and chemistry.

Table A1 informs about the namelist settings which make the partitioning QCTM conform.

4 Evaluation of EMAC in QCTM

This section presents and discusses EMAC simulations in QCTM and coupled mode. Section 4.1 demonstrates that the QCTM has been successfully implemented into EMAC. It gives an example where sensitivity simulations and reference simulations in coupled mode fail to provide meaningful results due to a low signal-to-noise ratio. Based on this exemplary situation, the QCTM is shown to perform and to tackle the underlying scientific problem.

Section 4.2 evaluates the QCTM-related effects on dynamical and chemical characteristics of the atmosphere. This is accomplished through a comparison of simulation pairs that differ only by the settings required to switch between QCTM and coupled mode.

4.1 Demonstration of performance

Figure 4 shows the relative difference in O_3 mixing ratios between a sensitivity simulation and its reference simulation in QCTM (a and c) and fully coupled mode (b and d).

The sensitivity simulation differs from the reference simulation by 5% stronger emissions from biomass burning of CO, non- CH_4 volatile organic compounds (NMVOCs), and NO_x . The setup for the simulations is T42L90MA with EVAL chemistry (Jöckel et al., 2006), and includes the sub-models CLOUD, CONVECT, CVTRANS, DRYDEP, H₂O, HETCHEM, JVAL, LNOX, MECCA1, OFFLEM, ONLEM, PSC, QBO, RAD4ALL, SCAV, TNUDGE, and TROPOP. There is no nudging of the dynamical variables. The model setup is for conditions of the year 2000 and we analyze the seventh month, July, after initialization. This implies non-equilibrium conditions, but is sufficient for demonstration purposes.

In the presence of NO_x and sunlight, oxidation of CO and NMVOCs produces O_3 in a complicated nonlinear way (Unger et al., 2008). The chemical scheme which has been evaluated by Jöckel et al. (2006) and which we adopted in our simulations accounts for the nonlinear ozone production. The nonlinearity implies considerable complexity of the impact on tropospheric chemical composition by altered NO_x , CO, and NMVOC emissions; Yet, the perturbation in emissions between sensitivity and reference simulation is small (5%), and applied to CO, NMVOC, and NO_x simultaneously. It is hence reasonable to assume throughout the following discussion that their tropospheric mixing ratios, together with those of O_3 , should be higher for the sensitivity simulation with its stronger emissions.

In the QCTM simulation, there is a clear positive anomaly in the troposphere of O_3 (Fig. 4a and c), NO_x (Fig. 5), CO, and the NMVOCs (not shown). The anomaly is solely due to the chemistry as the dynamical states of sensitivity and reference simulation are binary identical (not shown). It is emphasized that the amplitude of the mixing ratio anomaly is similar for snapshot (Fig. 4a) and monthly average (Fig. 4c). The reason is that the sensitivity simulation, compared to the reference simulation, has biomass burning emission rates which are enhanced by a constant percentage (5%) and which include no day-to-day variability. However, the anomaly pattern is spatially less variable for the monthly mean, due to the smoothing of the day-to-day tracer transport variability. Note in this context that the spatio-temporal transport variability is binary identical for sensitivity and reference simulation in QCTM, in contrast to that in coupled mode. Finally, the O_3 response is consistent with the general situation. Enhanced African biomass burning causes higher near-surface mixing ratios of NO_x (Fig. 5), CO, and NMVOC (not shown) just north of the Equator. The enhanced mixing ratios are transported upwards by convection, and southward by the Hadley circulation, increasing the O_3 mixing ratios on their way.

The coupled mode, in contrast, does not give a consistent result (Fig. 4b and d). Instead of a widespread positive pattern, there are noisy patches of both positive and negative anomalies, which also applies to NO_x , CO, and the NMVOCs (not shown). Such behavior indicates transport-related interference with the chemical signal as the

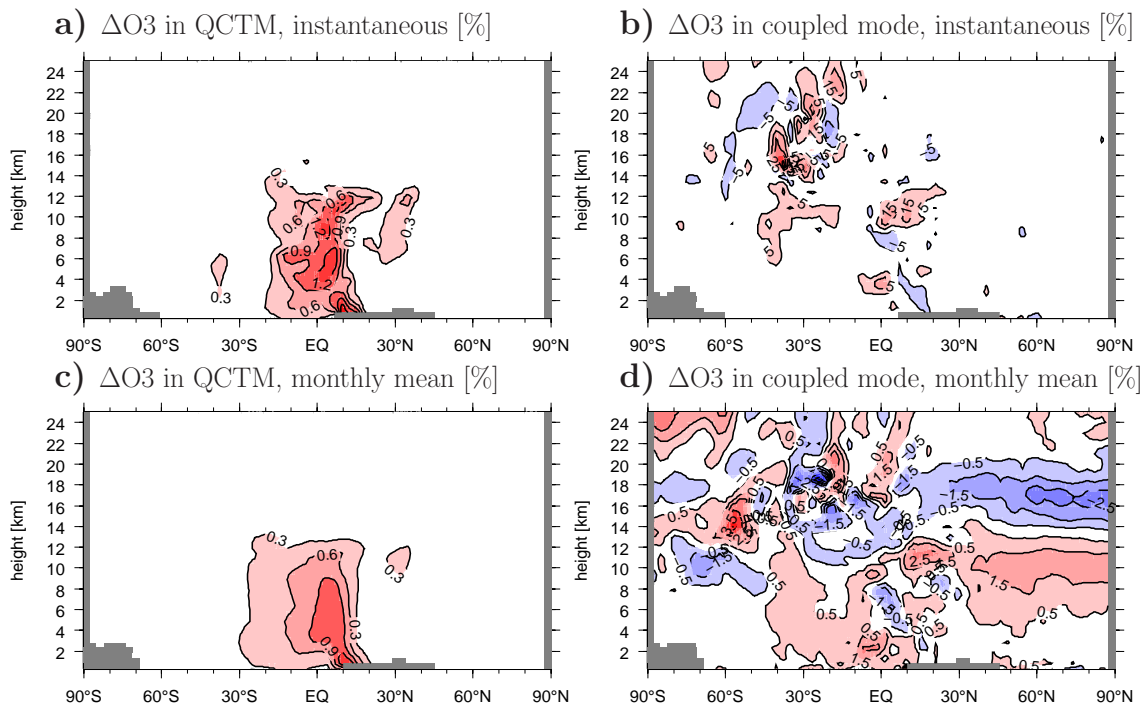


Fig. 4. Latitude-height section of the relative difference in O_3 mixing ratios between sensitivity and reference simulation in QCTM (left) and fully coupled mode (right). The sensitivity simulation has 5% stronger emissions from biomass burning of NO_x , CO, and NMVOC, affecting O_3 mixing ratios chemically (see text). Results are shown for the Greenwich Meridian for a single month under July conditions: 00:00 UTC on 1 July (top), monthly mean (bottom). Isoline intervals are 0.3% in QCTM (left), but 10% in coupled mode for the instantaneous case (top right), and 1% for the monthly mean (bottom right). Positive values (red) denote higher O_3 mixing ratios for the sensitivity simulation.

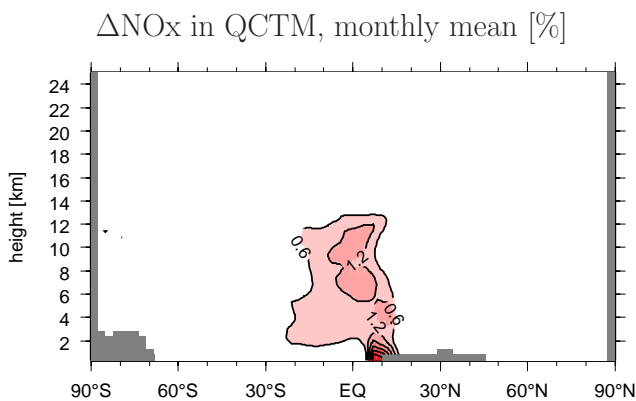


Fig. 5. Same as Fig. 4c, but for NO_x . Isoline intervals are 0.6%.

dynamical states have diverged between the two simulations despite binary identical initialization, as sketched in Fig. 1a. This is due to the feedback between chemistry and dynamics (see Sect. 1). Note that the anomalies are significantly weaker for the monthly averaging (Fig. 4d) than for the instantaneous snapshot (Fig. 4b). Such behavior is likely to result from the averaging which acts as a low-pass filter on the spectrum of atmospheric dynamics, and hence on tracer mixing ratios. Applying statistical analysis to quantify, or even

identify, a chemical signal would be a fruitless endeavor due to the overwhelming noise.

4.2 Impact on simulation climatologies

The removal of chemistry-climate feedbacks from EMAC represents an interference with the model chemistry and dynamics and it is important to evaluate the associated side effects. In this context, we compare simulations in coupled mode against a simulation in QCTM. We assume that such a comparison also serves to check whether the side effects cause significant inconsistencies for the QCTM simulation itself.

The setup for all simulations is T42L90MA with EVAL chemistry (Jöckel et al., 2006), and includes the sub-models CLOUD, CONVECT, CVTRANS, DRYDEP, H₂O, HETCHEM, JVAL, LNOX, MECCA1, OFFLEM, ONLEM, PSC, QBO, RAD4ALL, SCAV, TIMEPOS, TNUDGE, and TROPOP. Each experiment covers five years with nudging of tropospheric dynamics towards ECMWF operational-analysis fields for the period 1999 to 2003.

Figure 6a reveals significant discrepancies in temperature between two simulations, one in fully coupled mode and one in QCTM (see Table 1). The largest discrepancies occur above the 1 hPa level, culminating near the uppermost

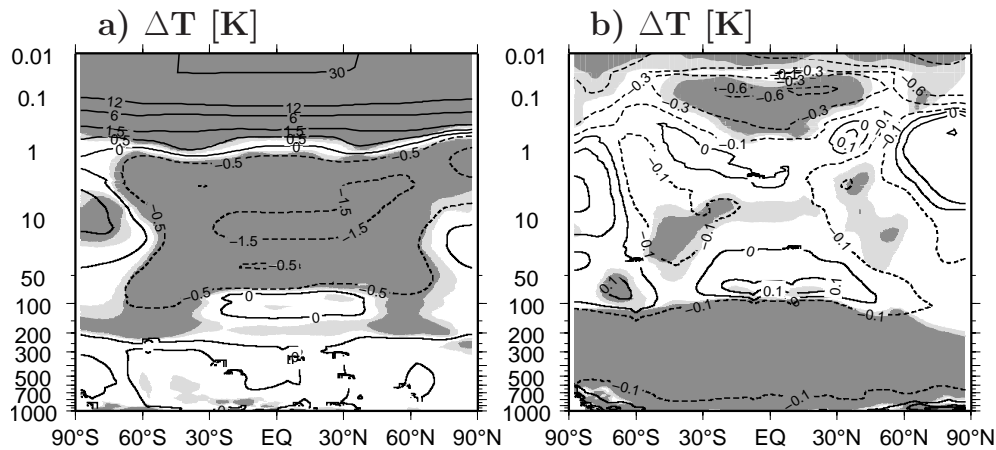


Fig. 6. Zonally averaged annual-mean temperature deviation (isolines in [K]) for the five simulation years 1999–2003. Shading refers to the 99% (dark-gray) and 95% (light-gray) significance levels from a paired t-test with four degrees of freedom. **(a)** simulation *decoupled_full* minus *coupled_full*. **(b)** *coupled_rad* minus *coupled_full*. Table 1 presents the simulation setups.

model layer in a +30 K temperature difference, a +50% difference in relative humidity (Fig. 7c), and a –60% difference in ozone mixing ratios (not shown). A further distinct feature is a widespread pattern of opposite sign showing negative temperature differences in the height region between 1 hPa and 100 hPa.

Two additional test simulations are performed in order to unravel the mechanisms behind these discrepancies. These simulations are identical to the QCTM simulation mentioned above except that in each case a single coupling pathway remains switched on. One simulation includes the coupling due to radiative effects, the other the coupling associated with PSCs (see Table 1).

Obviously, the removal of radiative-feedback effects explains the lion's share of the temperature discrepancies above the 100 hPa level (see Fig. 6b); for the following reason: in coupled mode, the radiation scheme uses online mixing ratios of the radiatively active species, except for CO₂, whereas it relies on offline mixing ratios in the QCTM. Note that the mixing ratios of CO₂ are identical for both setups.

For the particular case presented here, the QCTM setup adopts horizontally uniform, height-decreasing, mixing ratios of CFC-11, CFC-12, N₂O, and CH₄. The mixing ratios of CO₂ are uniform, while those of O₃ are taken from Fortuin and Kelder (1998). The O₃ climatology by Fortuin and Kelder (1998) extends up to the 0.3 hPa pressure level, well below the highest model layer which is centered at the 0.01 hPa pressure level. For the model layers above the 0.3 hPa pressure level we use height-constant O₃ mixing ratios from the uppermost layer of the climatology, about $1.6 \times 10^{-6} \text{ mol mol}^{-1}$, the exact value being latitude dependent. The result is significantly lower mesospheric O₃ concentrations compared to the online-calculated O₃ concentrations (see Fig. 7b), and it must impact on the shortwave radiative heating (e.g. WMO, 2007). Finally, the radiation scheme

employs the prognostic specific humidity which, in coupled mode, depends on the KPP chemistry solver via the H₂O tracer, but not in QCTM (see Sect. 3.2).

The relative differences for N₂O, CFC-11, CFC-12, and CH₄, offline versus online, share the same basic features in the stratosphere as well as the mesosphere. To give an example, Fig. 7a depicts the N₂O difference. The offline case displays positive deviations at all latitudes above the 1–0.1 hPa height region, the exact height being species dependent. The disparity increases strongly towards the uppermost model layer where, at the same time, the mixing ratios are small. The absolute deviations are hence weak, of the order of $10^{-14} \text{ mol mol}^{-1}$ for CFC-11 and CFC-12, $10^{-9} \text{ mol mol}^{-1}$ for N₂O, and $10^{-7} \text{ mol mol}^{-1}$ for CH₄. Below the 1–0.1 hPa height region, there are positive deviations poleward of the sub-tropical to middle latitudes, but negative deviations more equatorward. Again, the location of the transition between positive and negative deviations is species dependent. The pattern below the 1–0.1 hPa height region is most likely associated with upwelling in the tropical pipe which transports air from the tropical troposphere upwards.

At first glance, the deviation pattern of temperature above the 100 hPa level (Fig. 6a) appears to match its counterparts in case of N₂O (Fig. 7a), CFC-11, CFC-12, and CH₄. If the deviation patterns of these species were to explain the temperature response, however, a positive mixing ratio deviation would have to increase the long-wave radiative heating. For realistic mixing ratio profiles it is well known that the opposite is true above the 100 hPa level in case of N₂O and CH₄, and above the 30 hPa level in case of CFC-11 and CFC-12 (e.g. Clough and Iacono, 1995).

Figure 7b shows the relative difference in case of O₃. As for the three species mentioned above, there is a positive deviation which increases towards the uppermost model layer, and it attains values of well beyond +600%. The

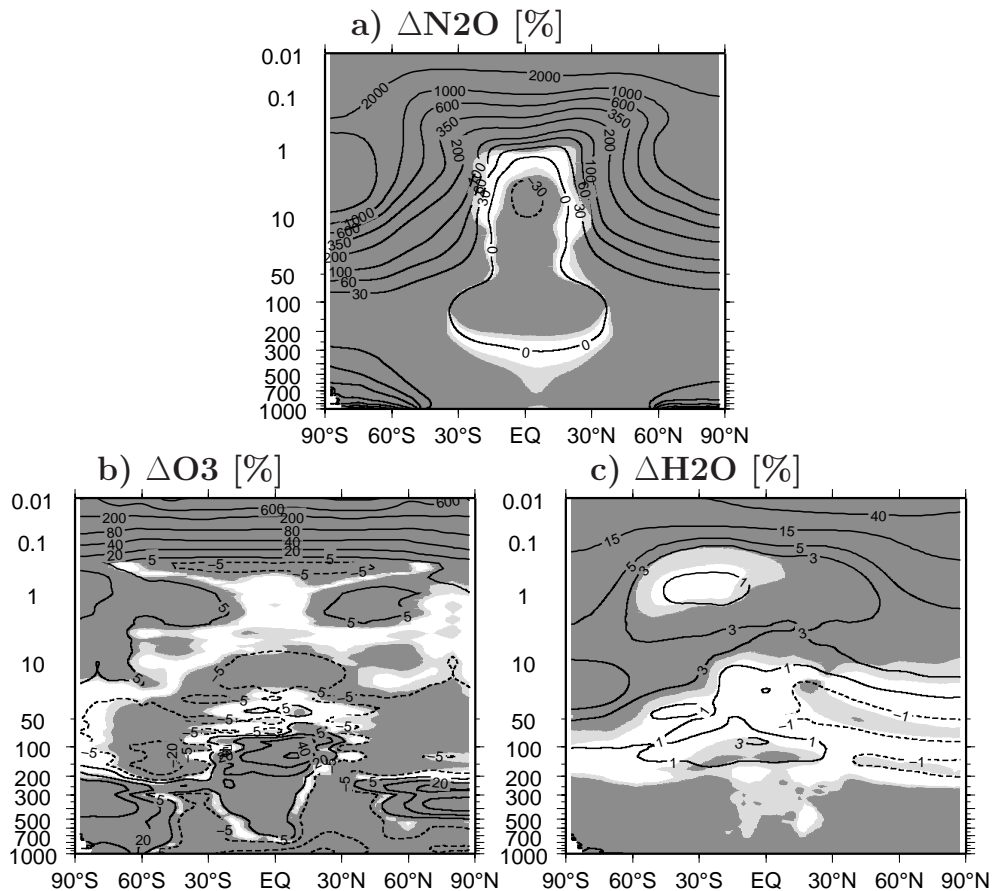


Fig. 7. Same as Fig. 6, but only for the per-cental deviation of simulation *decoup_full* versus *coup_full* (see Table 1) and offline fields in case of *decoup_full* (a and b only). (a) ΔN_2O [%], (b) ΔO_3 [%], and (c) ΔH_2O [%] (gaseous only). Note that in case of *decoup_full* there are two different sets, offline and online, of the radiatively active species N_2O , O_3 , CFC-11, CFC-12, and CH_4 : the radiation submodel RAD4ALL uses the offline climatologies, whereas chemistry and transport impact the online fields.

deviation is also considerable in absolute numbers. It reaches $+1 \times 10^{-6} \text{ mol mol}^{-1}$, compared to $-0.5 \times 10^{-6} \text{ mol mol}^{-1}$ at the 30 hPa level in the tropics where the largest mixing ratios are.

As already mentioned, enhanced ozone mixing ratios cause a stronger local short-wave heating. This might well explain the distinct positive temperature deviation in the mesosphere, the region above the 1 hPa level (Fig. 6a), and outweigh the intensification in long-wave cooling from N_2O , CFC-11, CFC-12, and CH_4 . Conversely, the positive deviation in mesospheric O_3 mixing ratios could also explain the widespread negative deviation in stratospheric temperatures, in the height region between 100 and 1 hPa. The mechanism responsible is that stronger absorption in the mesosphere means less short-wave radiation is available to heat the stratosphere below.

To circumvent the aforementioned discrepancies, the radiation scheme of the QCTM simulation should be driven with appropriate offline climatologies of O_3 , N_2O , CFC-11, CFC-12, and CH_4 . It would be best to obtain these from the same

coupled reference simulation that was used to derive the offline climatology of HNO_3 (see Table 1). However, such is beyond the scope of this documentation.

Figure 6b demonstrates the temperature effect without the radiation-induced contribution by the non- H_2O species O_3 , N_2O , CFC-11, CFC-12, and CH_4 . Hence, the remaining effect is associated with the removal of H_2O -related feedback mechanisms (Sect. 3.4): the substitution of chemical H_2O tendencies by climatological CH_4 degradation, the omission of heterogeneous-chemical H_2O tendencies, and the PSC-related sedimentation of H_2O made to “see” climatological HNO_3 offline mixing ratios.

There are two obvious structures of temperature deviation. The tropical/subtropical mesosphere displays a deviation of -0.6 K , and the entire troposphere a deviation of about -1 K . Both structures appear to result from deviations of H_2O and O_3 (Fig. 8a and b): in the mesosphere, the positive H_2O deviation increases long-wave radiative cooling, and the negative O_3 deviation decreases short-wave radiative heating. The H_2O deviation by itself results mainly from the

Table 1. Simulations for the QCTM evaluation. All simulations cover the five-year period 1999–2003. Each experiment is conducted with the tropospheric dynamics nudged towards ECMWF operational-analysis fields for the period 1999–2003. These fields are pre-processed to generate the nudging data for divergence, vorticity, temperature, and surface pressure. The nudging forces the simulations to produce a similar sequence of variability, which is necessary due to the presence of feedbacks between chemistry dynamics in the simulations *coup_full*, *coup_PSC*, and *coup_rad*. The nudging reduces the noise in the simulation inter-comparisons and makes these better fulfill the normality assumption inherent to the paired t-test (Fomichev et al., 2007). Mixing ratios of total HNO₃ from *coup_full* are averaged on a monthly basis before fed into *decoup_full* and *coup_rad*. The setup for all simulations is: T42L90MA with EVAL chemistry (Jöckel et al., 2006), submodels CLOUD, CONVECT, CVTRANS, DRYDEP, H2O, HETCHEM, JVAL, LNOX, MECCA1, OFFLEM, ONLEM, PSC, QBO, RAD4ALL, SCAV, TIMEPOS, TNUDGE, and TROPOP.

Experiment	Description
<i>decoup_full</i>	QCTM input for RAD4ALL (in mol mol ⁻¹): CO ₂ : 348 × 10 ⁻⁶ , uniform (see Table A1) CH ₄ : 1.65 × 10 ⁻⁶ , height decreasing (see Table A1) N ₂ O: 306 × 10 ⁻⁹ , " CFC-11: 280 × 10 ⁻¹² , " CFC-12: 484 × 10 ⁻¹² , " O ₃ : climatology by Fortuin and Kelder (1998) input for PSC: total-HNO ₃ from simulation <i>coup_full</i>
<i>coup_full</i>	fully coupled mode
<i>coup_PSC</i>	coupling only due to PSCs, other settings as for <i>decoup_full</i>
<i>coup_rad</i>	coupling only due to radiation, other settings as for <i>decoup_full</i>

substitution of the online chemical H₂O tendencies by climatological CH₄ degradation, and the O₃ deviation occurs as an effect to this. In the troposphere, a negative H₂O deviation is known to reduce the long-wave heating, producing the negative temperature deviation in Fig. 6b. The tropospheric H₂O deviation by itself is likely to arise from the omission of heterogeneous-chemical H₂O tendencies as CH₄ degradation plays a minor role in the water vapor budget there. Finally, the removal of non-H₂O radiative feedback artificially compensates for the tropospheric deviation in temperature (Fig. 6a) and H₂O (not shown).

Again, a remedy for these H₂O-related discrepancies would be to feed the QCTM simulation with appropriate climatological offline tendencies of H₂O. These should originate from the coupled reference simulation (see Table 1) and describe the tendencies of H₂O from CH₄ oxidation.

Figure 9a depicts the temperature deviation due to removal of feedback from PSC-related H₂O sedimentation. The pat-

tern of statistical significance is typical for type I random errors from multiple testing in the presence of spatial autocorrelation (von Storch and Zwiers, 1999). Hence, the deviations are not considered as robust, particularly for the southern polar lower stratosphere where PSCs most frequently occur. The same holds for mixing ratios of total HNO₃ (Fig. 9b) and radiatively active substances such as H₂O and O₃ (not shown). The lack of deviation in temperature and tracer mixing ratios demonstrates that the approach is reliable.

5 Conclusions

A quasi chemistry-transport model mode, QCTM, has been implemented into the EMAC chemistry-climate model system. The QCTM is demonstrated to eliminate any feedback between chemistry and dynamics, which is a pre-requisite for meaningful sensitivity studies on the impact from small chemical perturbations. Such studies have been hampered by the feedback-triggered noise from the chaotic climate system.

Specifically, the elimination of radiation-induced feedbacks is achieved by feeding offline mixing ratios of radiatively active substances to the radiation scheme. An equivalent approach is not applicable in case of H₂O as it feeds back on the model dynamics not only via the radiative transfer, but also via the hydrological cycle and other, PSC related, processes. In this case, the tendencies of H₂O are disconnected from the KPP chemistry solver.

1. H₂O tendencies from homogeneous chemistry are limited to climatological CH₄ oxidation.
2. H₂O tendencies due to thermodynamic re-partitioning are neglected.
3. H₂O tendencies from PSC-related sedimentation are calculated using prescribed mixing ratios of HNO₃.

Activation of the QCTM is accomplished by adjustment of certain namelist switches (see Table A1).

It is also required to feed the radiation scheme with appropriate offline fields of the radiatively active species, except H₂O, and the PSC scheme with appropriate offline fields of total HNO₃. These fields should be compatible with the general chemical and dynamical characteristics of the QCTM simulation. Specifically, it is highly recommended to perform a coupled simulation with similar setup, derive mixing ratio climatologies of the relevant substances, and feed these into the associated QCTM simulation.

The two simulations in different mode, yet similar setup, are designed to yield consistent results. Hence, a comparison of the two simulations serves to evaluate the QCTM:

1. The offline fields of radiatively active species dominate the comparison. Associated inconsistencies can be large, especially in the mesosphere and the stratosphere,

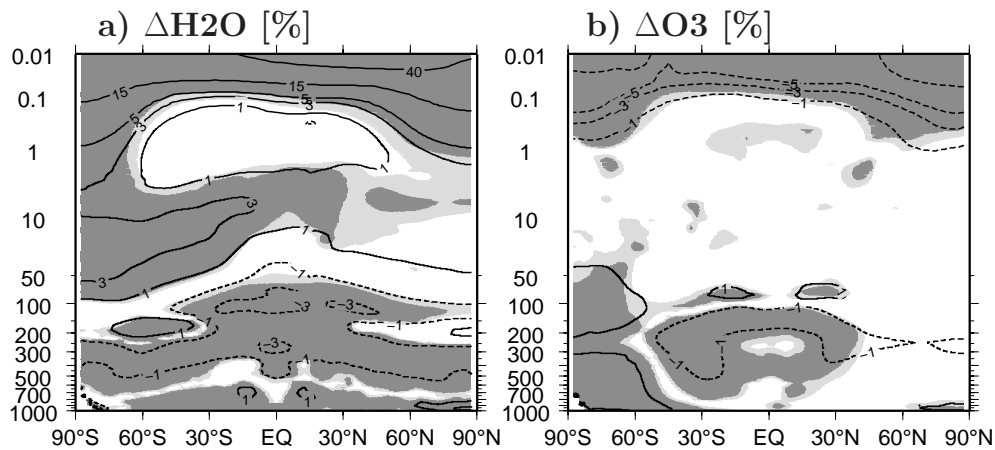


Fig. 8. Same as Fig. 6, but for the relative deviation of simulation *coup_rad* versus *coup_full* (see Table 1). (a) $\Delta\text{H}_2\text{O}$ [%] (gaseous only), (b) ΔO_3 [%].

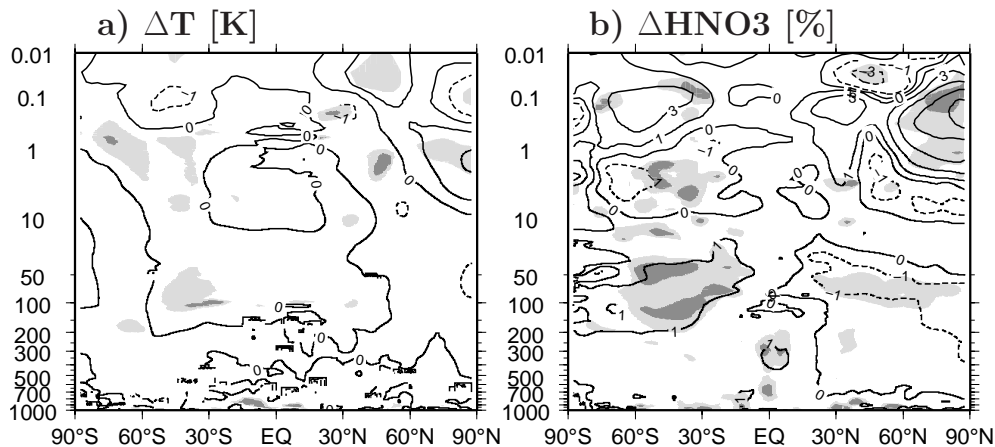


Fig. 9. Same as Fig. 6, but for the deviation of simulation *coup_psc* versus *decoup_full* (see Table 1). (a) ΔT [K], (b) ΔHNO_3 [%] (sum of gaseous, liquid, solid).

so that a prescription of adequate offline fields is important.

2. The removal of PSC-related feedback is consistent.
3. Acceptably small inconsistencies are associated with the disconnection of the H_2O tendencies from online chemistry.

Elimination of the inconsistencies under item 3 would require a prescription of the offline H_2O tendencies from the coupled reference simulation. These should represent climatologically the H_2O tendencies from homogenous chemistry and thermodynamic re-partitioning.

Appendix A

Use of EMAC in QCTM

This section exemplifies the use of EMAC in quasi chemistry-transport model mode (QCTM), and it is helpful to recapitulate some definitions. EMAC is run in QCTM when any impact from the model chemistry on the dynamics is switched off. The opposite case with active feedbacks between chemistry and dynamics is referred to as coupled mode. The model setup determines other model characteristics such as resolution, boundary conditions, and selection of active submodels. An offline field of chemical characteristics is imposed on a simulation from outside, whereas an online field is part of the simulation's chemistry integration. A reference simulation has a reference chemical setup from which the chemical setup of a sensitivity simulation differs slightly.

Table A1. Namelist settings required to activate the QCTM for EMAC version 1.11 and higher. Regridding is referred to as rediscrization of an offline field to the ECHAM5 Gaussian grid (see Jöckel, 2006), triggering as the timed import of the re-gridded field into a running simulation (see Kerkweg et al., 2006).

Offline climatologies of radiatively active species (example for CH ₄ , analog for CO ₂ , O ₃ , N ₂ O, CFC–11, CFC–12)	
&CPL in <i>rad4all.nml</i>	
<i>ch4vmr_rad4all = const. value</i>	user-defined mixing ratio for <i>ich4_rad4all = 2</i> or <i>3</i>
<i>ich4_rad4all = 2</i> or	whole atmosphere: mixing ratio set to <i>ch4vmr_rad4all</i>
<i>ich4_rad4all = 3</i> or	troposphere: <i>ch4vmr_rad4all</i> ; decay with elevation above
<i>ich4_rad4all = 4</i>	offline CH ₄ climatology (preferred setting if climatology from coupled reference simulation)
&REGRID in <i>rad4all.nml</i>	
<i>var = "CH4_init=CH4"</i>	offline CH ₄ climatology: path and regridding setup
&RGTEVENTS in <i>rad4all.nml</i>	
<i>RG_TRIG(5) = ...</i>	offline CH ₄ climatology: triggering setup
Offline climatology of chemical H ₂ O tendencies	
&CPL in <i>h2o.nml</i>	
<i>I_H2O_TENDENCY = 2</i>	offline climatological CH ₄ oxidation only
&CPL in <i>hetchem.nml</i>	
<i>L_COUPLE_H2O = F</i>	no H ₂ O tendencies from thermodynamic re-partitioning
PSC-related partitioning of H ₂ O based on offline climatology of total HNO ₃	
&CPL in <i>psc.nml</i>	
<i>l_feedback = F</i>	H ₂ O partitioning based on offline climatology of total HNO ₃ (preferably from coupled reference simulation)
&REGRID in <i>offlem/psc_offline.nml</i>	
<i>var = 'predef_HNO3=HNO3_tot:INT'</i>	offline total-HNO ₃ climatology: path and regridding setup
&RGTEVENTS in <i>offlem.nml</i>	
<i>RG_TRIG(40) = ...</i>	offline total-HNO ₃ climatology: triggering setup
&CTRL in <i>psc.nml</i>	
<i>KinPar=F</i>	QCTM not tested for microphysical kinetic NAT scheme

In case of one reference simulation and a single sensitivity simulation it is usually required to perform three different simulations. All simulations should use the same executable. The reference simulation is implemented as two different simulations: once in coupled mode, once in QCTM. The coupled simulation serves to generate climatologies for input into the QCTM reference and sensitivity simulations. Hence, the coupled reference setup and the QCTM reference setup should be as similar as possible, and should usually differ only by the settings required to switch between coupled mode and QCTM (see Table A1). It is up to the user to decide on the length of the coupled simulation and on the details of the climatologies such as base period and temporal resolution.

The coupled simulation is accomplished first. Straightforward summation of the standard output variables HNO₃ and HNO_{3_nat} serves to establish a climatology of total-HNO₃ mixing ratios. It goes into the QCTM simulations as input variable *predef_HNO3_tot* (see Fig. 3) and removes the PSC-related feedbacks listed in Sect. 3.4 under items 2 and 3.

Also from the coupled simulation, climatologies of those radiatively-active species should be made which enter the ra-

diative transfer as online fields (see *rad4all.nml*). This is usually the case for O₃, N₂O, CFC-11, CFC-12, and CH₄. Again, the climatologies are fed into the two QCTM simulations as explained in Table A1. It is emphasized that the measures recommended in this paragraph do not apply to water vapor, which enters the radiative transfer as an online field in both QCTM and coupled mode.

The QCTM works as well for any arbitrary prescription of O₃, N₂O, CFC-11, CFC-12, CH₄, and *predef_HNO3_tot*. Yet, the offline fields made from an appropriate coupled simulation bring the climatological characteristics of coupled mode and QCTM close together. Even more important, it ensures consistency between the offline fields and the climatological characteristics of the QCTM simulation.

Finally, the desired response to small chemical perturbations follows from the difference between the two QCTM simulations, reference and sensitivity. In case of more than one sensitivity simulation it is not necessary to make further coupled reference simulations as the one applies to all sensitivities.

Appendix B

Usage of switch LH2O_TENDENCY

There are five different options for the switch LH2O_TENDENCY in the CPL namelist of the H2O submodel. Among these, the option LH2O_TENDENCY = 2 is the preferred setting for the QCTM (see also Sect. 3.2).

- LH2O_TENDENCY = -2 or -1: The H₂O tracer is not synchronized with the specific humidity. The two options differ in the initialization of the H₂O tracer during the EMAC start-up. Option -2: initialization from the specific humidity. Option -1: initialization from satellite data in the stratosphere and the mesosphere in order to speed-up the spin-up.
- LH2O_TENDENCY = 0: The H₂O tracer and the specific humidity are synchronized, taking into account online H₂O-tracer tendencies from a chemistry submodel, e.g. MECCA1. Initialization of the H₂O tracer is as for option -1.
- LH2O_TENDENCY = 1: Same as for option 0, but an offline tendency from climatological CH₄ oxidation is added to the online H₂O-tracer tendency.
- LH2O_TENDENCY = 2: Same as for option 1, but only the offline H₂O-tracer tendency from climatological CH₄ oxidation is accounted for.

Acknowledgements. The authors thank Benedikt Steil of the Max-Planck-Institut für Chemie, Mainz, who had prepared some important aspects of the QCTM implementation. They are also indebted to the Leibniz-Rechenzentrum, Garching, and to the Deutsches Klimarechenzentrum, Hamburg, where the simulations were done. The authors gratefully acknowledge the helpful comments on the manuscript by Mattia Righi, as well as the helpful discussions with Michael Ponater, both of the DLR – Institut für Physik der Atmosphäre, Oberpfaffenhofen. The contribution by Klaus-Dirk Gottschaldt has been funded by the HGF project AEROTROP. The work of Peter Hoor has been funded by the joint DFG/INSU-CNRS project POMODORO.

Edited by: A. Stenke

References

- Buchholz, J.: Simulations of physics and chemistry of polar stratospheric clouds with a general circulation model, PhD thesis, Johannes Gutenberg University Mainz, 2005.
- Clough, S. and Iacono, M.: Line-by-line calculation of atmospheric fluxes and cooling rates 2. Application to carbon dioxide, ozone, methane, nitrous oxide and the halocarbons, *J. Geophys. Res.*, 100, 16519–16535, 1995.
- Damian, V., Sandu, A., Damian, M., Potra, F., and Carmichael, G.: The kinetic preprocessor KPP – a software environment for solving chemical kinetics, *Comput. Chem. Eng.*, 26, 1567–1579, 2002.
- Fomichev, V. I., Jonsson, A. I., de Grandpré, J., Beagley, S. R., McLandress, C., Semeniuk, K., and Shepherd, T. G.: Response of the middle atmosphere to CO₂ doubling: results from the Canadian Middle Atmosphere Model, *J. Climate*, 20, 1121–1144, 2007.
- Fortuin, J. and Kelder, H.: An ozone climatology based on ozonesonde and satellite measurements, *Clim. Dynam.*, 103, 31709–31734, 1998.
- Hoor, P., Borken-Kleefeld, J., Caro, D., Dessens, O., Endresen, O., Gauss, M., Grewe, V., Hauglustaine, D., Isaksen, I. S. A., Jöckel, P., Lelieveld, J., Myhre, G., Meijer, E., Olivie, D., Prather, M., Schnadt Poberaj, C., Shine, K. P., Staehelin, J., Tang, Q., van Aardenne, J., van Velthoven, P., and Sausen, R.: The impact of traffic emissions on atmospheric ozone and OH: results from QUANTIFY, *Atmos. Chem. Phys.*, 9, 3113–3136, doi:10.5194/acp-9-3113-2009, 2009.
- Jöckel, P.: Technical note: Recursive rediscritisation of geoscientific data in the Modular Earth Submodel System (MESSy), *Atmos. Chem. Phys.*, 6, 3557–3562, doi:10.5194/acp-6-3557-2006, 2006.
- Jöckel, P., Tost, H., Pozzer, A., Brühl, C., Buchholz, J., Ganzeveld, L., Hoor, P., Kerkweg, A., Lawrence, M. G., Sander, R., Steil, B., Stiller, G., Tanarhte, M., Taraborrelli, D., van Aardenne, J., and Lelieveld, J.: The atmospheric chemistry general circulation model ECHAM5/MESSy1: consistent simulation of ozone from the surface to the mesosphere, *Atmos. Chem. Phys.*, 6, 5067–5104, doi:10.5194/acp-6-5067-2006, 2006.
- Kerkweg, A., Sander, R., Tost, H., and Jöckel, P.: Technical note: Implementation of prescribed (OFFLEM), calculated (ONLEM), and pseudo-emissions (TNUDGE) of chemical species in the Modular Earth Submodel System (MESSy), *Atmos. Chem. Phys.*, 6, 3603–3609, doi:10.5194/acp-6-3603-2006, 2006.
- Kirner, O., Ruhnke, R., Buchholz-Dietsch, J., Jöckel, P., Brühl, C., and Steil, B.: Simulation of polar stratospheric clouds in the chemistry-climate-model EMAC via the submodel PSC, *Geosci. Model Dev.*, 4, 169–182, doi:10.5194/gmd-4-169-2011, 2011.
- Roeckner, E., Brokopf, R., Esch, M., Giorgetta, M., Hagemann, S., Kornblüeh, L., Manzini, E., Schlese, U., and Schulzweida, U.: Sensitivity of simulated climate to horizontal and vertical resolution in the ECHAM5 atmosphere model, *J. Climate*, 19, 3771–3791, 2006.
- Sander, R., Kerkweg, A., Jöckel, P., and Lelieveld, J.: Technical note: The new comprehensive atmospheric chemistry module MECCA, *Atmos. Chem. Phys.*, 5, 445–450, doi:10.5194/acp-5-445-2005, 2005.
- Steil, B., Brühl, C., Manzini, E., Crutzen, P. J., Lelieveld, J., Rasch, P. J., Roeckner, E., and Krüger, K.: A new interactive chemistry-climate model: 1. Present-day climatology and inter-annual variability of the middle atmosphere using the model and 9 years of HALOE/UARS data, *J. Geophys. Res.*, 108, D4290, doi:10.1029/2002JD002971, 2003.
- Unger, N., Shindell, D., Koch, D., and Streets, D.: Air pollution radiative forcing from specific emissions sectors at 2030, *J. Geophys. Res.*, 113, D02306, doi:10.1029/2007JD008683, 2008.
- von Storch, H. and Zwiers, F.: Statistical analysis in climate research, Cambridge University Press, Cambridge, 1999.
- WMO: Scientific assessment of ozone depletion: 2006, vol. 50, in: Global Ozone Res. Monit. Proj. Rep., World Meteorological Organization, Geneva, Switzerland, 2007.