



Auroral vortex street formed by the magnetosphere–ionosphere coupling instability

Y. Hiraki

National Institute of Polar Research, Tokyo, Japan

Correspondence to: Y. Hiraki (hiraki.yasutaka@nipr.ac.jp)

Received: 11 June 2014 – Revised: 18 December 2014 – Accepted: 24 January 2015 – Published: 26 February 2015

Abstract. By performing three-dimensional magnetohydrodynamic simulations including Alfvén eigenmode perturbations most unstable to the ionospheric feedback effects, we examined the auroral vortex street that often appears just before substorm onset. We found that an initially placed arc splits, intensifies, and rapidly deforms into a vortex street. We also found that there is a critical convection electric field for growth of the Alfvén eigenmodes. The vortex street is shown to be a consequence of coupling between the magnetospheric Alfvén waves carrying field-aligned currents and the ionospheric density waves driven by Pedersen/Hall currents.

Keywords. Ionosphere (auroral ionosphere; ionosphere–magnetosphere interactions) – magnetospheric physics (storms and substorms)

1 Introduction

The problem of substorm onset has occupied the literature on solar–terrestrial physics for the past 50 years since Akasofu (1964), and the current understanding, as established by high-resolution ground and satellite optical observations (Donovan et al., 2006; Sakaguchi et al., 2009; Henderson, 2009), is that the auroral arc initially deforms into a vortex street on the scale of 30–70 km. It is clearly observed that the vortex street originates from a preexisting or newly produced arc that intensifies in ≈ 1 min and expands poleward over the course of 2 to 3 min (Lyons et al., 2002; Mende et al., 2009).

The vortex street has been interpreted in terms of instabilities in the plasma sheet, e.g., shear flow and ballooning instabilities (Voronkov et al., 1999). However, this interpretation is only supported by the faint expectation that factors affecting strong magnetic or pressure fluctuations come from

the external domain. On the other hand, multiple satellite observations (Ohtani et al., 2002) have suggested that such a situation is not necessary and there is an alternative means of arc intensification. A simple scenario seems to be that an arc lying on a local field line becomes destabilized through changes in the global conditions, leading to connection to magnetotail plasma instabilities (cf. Haerendel, 2010; Henderson, 2009).

If the scenario is limited to explaining only deformation of the arc and not its poleward expansion, it can be viewed as a nonlinear evolution of shear Alfvén waves in the magnetosphere–ionosphere (MI) coupling with nonuniform active field lines. Two-dimensional magnetohydrodynamic (MHD) simulations of the feedback instability of Alfvén waves were performed in a local dipole flux tube by Lysak and Song (2002). The instability arises spontaneously due to a coupling between Alfvén waves and the electrostatic density waves in the ionosphere under a strong convection flow. More recently, there have been theoretical works that focused on the formation of field-aligned electric fields, ionospheric cavity resonances, accompanying density depletion, and filamentation of quiet arcs (e.g., Lysak and Song, 2008; Streltsov et al., 2012; Hasegawa et al., 2013). A three-dimensional simulation of feedback instability in the system indicated that the waves induce strong magnetic and flow shears to produce vortex structures around the magnetic equator (Watanabe, 2010). Various linear eigenmodes from low-frequency field line resonances to high-frequency ionospheric Alfvén resonances have been shown to become destabilized in a dipole magnetic field (Hiraki and Watanabe, 2011; hereafter, HW2011). These predictions are partially supported by evidence of the enhancement of the convection flow before substorm onset (Bristow and Jensen, 2007).

In this study, we performed three-dimensional simulations of shear Alfvén waves in a full field line system with MI coupling, including an east–west-aligned arc. We report new results: (i) the initial arc splits and quickly deforms into a vortex street, (ii) there is a critical convection electric field for its growth, and (iii) the extent of arc intensification is controlled by the scale size of vortices. Unlike the previous studies on arc evolution starting from arbitrary setups (Lysak and Song, 2008; Streltsov et al., 2012), we solve equations describing the nonlinear evolution of the most unstable Alfvén eigenmode perturbations intrinsic in the full field line and show that arc deformation is a consequence of their growth. Starting from comprehensive studies of vortex street formation in the simplest system, we adopted a dipole magnetic field and dropped processes related to sharp v_A cavities, two fluid effects, and field-aligned electric fields. Note that processes in the high- β plasma sheet are beyond the range of an approach based on magnetic perturbations.

2 Model description

In order to elucidate the physics involved in auroral structures, nonlinear evolution of shear Alfvén waves propagating along the dipole magnetic field \mathbf{B}_0 can be modeled by using two-field reduced MHD equations (e.g., Chmyrev et al., 1988; Lysak and Song, 2002). The waves slightly slip ($\Omega/k_\perp \ll v_A$) through the feedback coupling to density waves at the ionosphere. The system of interest is a field line of $L \approx 8.5$ with a length of $l \approx 7 \times 10^4$ km and at a latitude of 70° , where auroral arcs develop; note that it corresponds to the lower latitude in the tail magnetic field geometry. The field line position s is defined as $s = 0$ at the ionosphere and $s = l$ at the magnetic equator. We set a local flux tube: a square of $(l_\perp \times l_\perp)$ with $l_\perp = 10^{-3}l \approx 70$ km at $s = 0$, a rectangle of $(h_\nu l_\perp \times h_\phi l_\perp)$ at s , and $(\approx 3300 \text{ km} \times \approx 1700 \text{ km})$ at $s = l$ using dipole metrics $h_\nu(s)$ and $h_\phi(s)$ with $B_0(s) = 1/h_\nu h_\phi$ (HW2011).

The electric field \mathbf{E} is partitioned into a background convective part \mathbf{E}_0 ($\perp \mathbf{B}_0$) and the Alfvénic perturbation $\mathbf{E}_1 = -B_0 \nabla_\perp \phi$. The magnetic perturbation is expressed as $\mathbf{B}_1 = \nabla_\perp \psi \times \mathbf{B}_0$. The equations at $0 < s \leq l$ are written as

$$\partial_t \omega + \mathbf{v}_\perp \cdot \nabla_\perp \omega = v_A^2 \nabla_\parallel j_\parallel, \quad (1)$$

$$\partial_t \psi + \mathbf{v}_0 \cdot \nabla_\perp \psi + \frac{1}{B_0} \nabla_\parallel B_0 \phi = -\eta j_\parallel. \quad (2)$$

The convective drift velocity $\mathbf{v}_0 = \mathbf{E}_0 \times \mathbf{B}_0 / B_0^2$ is set so that \mathbf{E}_0 satisfies the equipotential condition, while $\mathbf{v}_\perp = \mathbf{v}_0 + \mathbf{v}_1(\mathbf{E}_1)$, vorticity $\omega = \nabla_\perp^2 \phi$, field-aligned current $j_\parallel = -\nabla_\perp^2 \psi$, and $\nabla_\parallel = \partial_s + \mathbf{b}_0 \cdot \nabla_\perp \times \nabla_\perp \psi$. Suppose that the changes in the shape of the auroral arc are realized through changes in the variables (ω, j_\parallel) since \mathbf{E}_\parallel and its electron acceleration are dropped.

Ionospheric plasma motion including density waves is described by the two fluid equations. Considering the current

dynamo layer (height of 100–150 km), we can assume that ions and electrons respectively yield the Pedersen drift $\mathbf{v}_i = \mu_P \mathbf{E} - D \nabla_\perp \ln n_i$ and the Hall drift $\mathbf{v}_e = \mu_H \mathbf{E} \times \mathbf{B}_0 / B_0 - \mathbf{j}_\parallel / en_e$, with $\mu_{P,H}$: mobilities and D : molecular diffusion coefficient. By integrating the continuity equations over the dynamo layer, the equations at $s = 0$ become (see HW2011 for details)

$$\partial_t n_e + \mathbf{v}_\perp \cdot \nabla_\perp n_e = j_\parallel - R n_e, \quad (3)$$

$$\nabla_\perp \cdot (n_e \mu_P \mathbf{E}) - \mathbf{v}_\perp \cdot \nabla_\perp n_e = D \nabla_\perp^2 n_e - j_\parallel. \quad (4)$$

Here, $R n_e$ is a linearized recombination term, and the Hall mobility is normalized to be unity. We assume that j_\parallel is carried by thermal electrons. Equation (4) includes the nonlinearity of the Pedersen and Hall current divergences. Also, diffusion and recombination in Eqs. (3) and (4) have an effective role in reducing the growth rates of Alfvén eigenmodes.

We used the fourth-order central difference method in space and fourth-order Runge–Kutta–Gill method in time to solve Eqs. (1)–(4). The number of grids were (256, 256, 128) for the v , ϕ , and s directions, respectively. The time resolution was changed in accord with the Courant condition: $\max(\mathbf{v}_1 / \Delta x(s)) \Delta t < 0.25$. The numerical viscosity ν_ν and resistivity η equaled $1 \times 10^{-7} / B_0(s)$. Regarding the calculation domain $\mathbf{x}_\perp(s = 0) \equiv [x, y]$, x and y pointed southward and eastward, respectively, in the Southern Hemisphere. We set a periodic boundary in the \mathbf{x}_\perp direction, e.g., at $x, y = 0$ and $l_\perp = 70$ km (thus $\Delta x \approx 0.27$ km) at the ionosphere $s = 0$; this is valid since we take a local flux tube approximation ($L = \text{const}$). It was confirmed that the boundary conditions do not affect the development of the initial arc shown in Sect. 3. An asymmetric boundary for the magnetic field $\psi = 0$ (or $j_\parallel = 0$) was set at the magnetic equator $s = l$. At the ionospheric boundary of ϕ , Eq. (4) was solved using the multigrid-BiCGSTAB method.

For characteristic scales, the Alfvén velocity and transit time are set to be $v'_A \approx 1.5 \times 10^3 \text{ km s}^{-1}$ and $\tau_A = l / v'_A \approx 47$ s, while $l_\perp \approx 70$ km, the magnetic field $B_0 \approx 5.7 \times 10^{-5}$ T, and the electron density $n' \approx 3.8 \times 10^3 \text{ cm}^{-3}$ are values at the ionosphere $s = 0$. The drift velocity is $v'_\perp = v'_A l_\perp / l \approx 1.5 \text{ km s}^{-1}$. We set $v_A = v'_A$ along s by using the dipole field $B_0(s)$ and a density profile $n_0(s)$. The ambient density at $s = 0$ is set to be $n_0 = 10n'$; note that the above v'_A was determined using the F-layer density ($\approx 7 \times 10^5 \text{ cm}^{-3}$) and does not necessarily match this n_0 . The other values are the same as in Hiraki (2013): $\mu_P / \mu_H = 0.5$, $\Sigma_P / \Sigma_A = n_0 \mu_P = 5$, $D = 4 \times 10^5 \text{ m}^2 \text{ s}^{-1}$, and $R = 2 \times 10^{-3} \text{ s}^{-1}$.

We solved a linearized set of Eqs. (1)–(4) to determine the eigenfunctions $(\tilde{\phi}(s), \tilde{\psi}(s), \tilde{n}_e(0))$ and frequency Ω of Alfvén waves as functions of the perpendicular wave number \mathbf{k}_\perp and the field-line harmonic number. For the above setting, we found that the fundamental mode with a frequency range of $\Omega \tau_A \approx \frac{\pi}{2} - \pi$ has the maximum growth rate $\gamma \equiv \text{Im}(\Omega) \tau_A / \pi$. By fixing $k_x / 2\pi = 1$ (hereafter, $k_x = 1$) that matches the arc form, the modes with γ switch from

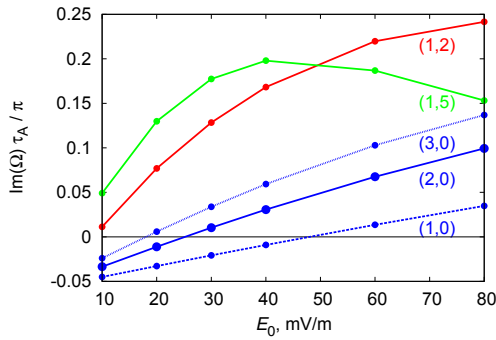


Figure 1. Growth rates $\gamma \equiv \text{Im}(\Omega)\tau_A/\pi$ of several modes $(k_x, k_y) = (1, 2), (1, 5), (1, 0), (2, 0),$ and $(3, 0)$ as functions of the convection electric field E_0 ; $\gamma = 0.1$ corresponds to the timescale of $\tau \approx 2.5$ min.

$(k_x, k_y) = (1, 5)$ at $E_0 = 20 \text{ mV m}^{-1}$ to $(1, 2)$ at 80 mV m^{-1} as shown in Fig. 1; the drift velocity of the feedback unstable mode, less than the convection speed v_0 , is proportional to the product of $\mathbf{k}_\perp \cdot \mathbf{E}_0$, and preferable $\mathbf{k}_\perp = (k_x, k_y)$ is selected for finite E_0 (see HW2011). Here, the convection electric field E_0 is assumed to point poleward, so that the Pedersen current also points poleward (x), and the Hall current eastward (y). We assume a situation of the equatorward side of auroral oval where the background two-cell convection (east/westward E_0) deforms and the poleward E_0 dominates at the pre-midnight region. Note that, although there is no background current j_0 and E_0 is uniform in the perpendicular direction, the free energy stored as the convection drift v_0 causes the feedback instability (see also HW2011). We will study the E_0 dependence for the case of $(k_x, k_y) = (1, 5)$ in Sect. 3. We will discuss the case of $(k_x, k_y) = (1, 2)$ in Sect. 4 as well as $(1, 0), (2, 0),$ and $(3, 0)$ modes shown in Fig. 1.

We performed a 3-D simulation to ascertain the growth of feedback eigenmodes $(\tilde{\phi}, \tilde{\psi}, \tilde{n}_e)$, from an initially east-west-aligned auroral arc, in the poleward convection field E_0 . Here, we make a note of the usage of ‘‘arc’’. Our MHD model did not treat the field-aligned electric field and electron energization that work for the luminosity of the real arc system. Application of our setting to the observed arc deformation, ignoring field-aligned electron acceleration and the related source process, is discussed in Sect. 4. The arc we treat in this paper still means an arc-like structure placed at the MI coupling system. The perturbed potentials and density are partitioned into the arc component and the feedback eigenmode with \mathbf{k}_\perp shown above, as $(\phi, \psi, n_e) = (\phi_a, \psi_a, n_{ea}) + (\tilde{\phi}, \tilde{\psi}, \tilde{n}_e)$. The arc potential is yielded as the fundamental wave form of $\phi_a(s) \propto \frac{1}{B_0(s)} \sin(\frac{\pi}{2l}s)$ while $\psi_a(s) = n_{ea} = 0$ for simplicity. The essence of our results was unchanged for the choice of ψ_a and n_{ea} since these quickly adjust to ϕ_a . The perpendicular function of ϕ_a is assumed to be Gaussian-like with $l_a \approx 10 \text{ km}$ and $E_a \approx 20 \text{ mV m}^{-1}$ at $s = 0$ (see Fig. 2); note that negative ω is quickly produced. The electric field points equatorward at the poleward edge and is reversed at

the equatorward side. It is accompanied by a counterclockwise flow shear across the arc, though it is too weak to trigger some instability. The feedback eigenmode has an amplitude of $|\tilde{\phi}| = |\tilde{\psi}| = 10^{-4}|\phi_a|$ at $t = 0$.

3 Results

Figure 2 shows the temporal variation in vorticity ω ($t/\tau_A = 0.1, 4, 5.8,$ and 7) at the ionosphere $s = 0$ in the case of the feedback mode $(k_x, k_y) = (1, 5)$ and the poleward field $E_0 = 60 \text{ mV m}^{-1}$. Note that since the results are shown in the frame of a convection drift v_0 , structures mainly move westward in the rest frame. As density waves related to the Pedersen current $j_P \parallel x$ propagate poleward, a new arc is produced by splitting through a current divergence between the wave and the initial arc. Once these arcs become dark, a vortex street forms in the poleward arc at $t \approx 3$ min (panel b). Another vortex street develops from the equatorward arc (panel c) and expands into larger vortices (30–40 km) during the next ≈ 2 min (panel d). The k_y mode related to the Hall current causes formation of the vortex streets propagating in the y direction. Since the density wave propagates to the direction of ionospheric currents (j_P, j_H), the vortex street is distorted (asymmetric) in the x – y plane; it originates from the setting of $\mu_P/\mu_H = 0.5$ in this paper. The amplitude of the flow is $\max|v_1| \approx 0.32 \text{ km s}^{-1}$ in panel b and grows to $\approx 0.75 \text{ km s}^{-1}$ in panel d. In this case, the convection flow is $v_0 \approx 1.1 \text{ km s}^{-1}$. It is also clear that the flow in panel b is counterclockwise ($\parallel j_H \sim -v_{0y}$) at the poleward edge of the vortices and at the front of the j_P -density waves. On the other hand, in panels c and d, a clockwise flow is added by negative ω . It is clear that the vortex street can be produced from an arc under a high E_0 without any background shear.

Figure 3 shows the temporal variation in j_\parallel (panels a–d) and n_e (panels e–h) at $s = 0$ accompanied by ω in Fig. 2. The amplitude of the current is $\max(j_\parallel > 0) \approx 3.1 \mu\text{A m}^{-2}$ in panel b and grows to $\approx 30 \mu\text{A m}^{-2}$ in panel d (cf. Haerendel, 2010). We can easily find that j_\parallel is almost out of phase with ω in the linear stage of feedback instability. Downward currents $j_\parallel < 0$ are produced just on a vortex street at $t/\tau_A = 4$, connecting to the equatorward Pedersen current, and upward currents are induced at the equatorward arc. The vortex street with $j_\parallel < 0$ (electron loss) quickly fades out. The equatorward arc deforms into the another vortex street with $j_\parallel > 0$ (electron supply) at $t/\tau_A = 5.8$. It is noticeable that a new arc with $j_\parallel > 0$ appears at the initial position ($x \approx 35 \text{ km}$) and the fragments are involved in the vortex street. This compound structure may correspond to the observed bead-like structure if an upward j_\parallel represents the auroral luminosity. The electron density increases at the equatorward tip of the vortex street (e.g., $(x, y) = (40 \text{ km}, 53 \text{ km})$, while it decreases on both sides. At the nonlinear stage of $t/\tau_A = 7$, intense upward j_\parallel (up to $30 \mu\text{A m}^{-2}$) appears on both sides of the poleward edge of the expanded vortices, e.g., at $(x, y) = (55 \text{ km},$

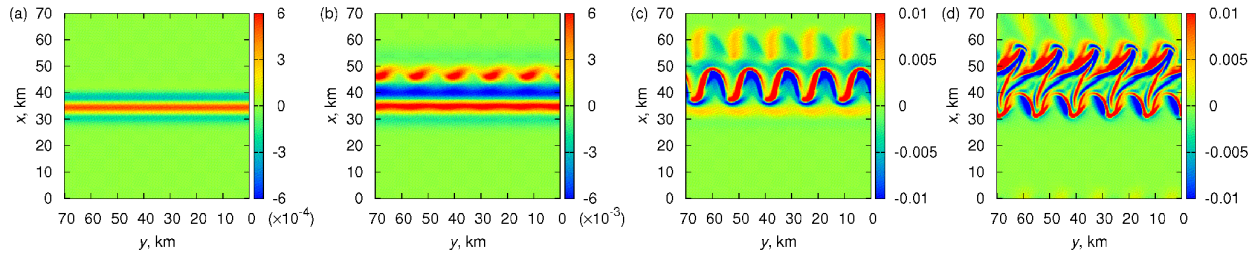


Figure 2. Vorticity ω at the ionosphere $s = 0$ at the time of (a) $t/\tau_A = 0.1$, (b) 4, (c) 5.8, and (d) 7 in the case of a convection electric field $E_0 = 60 \text{ mV m}^{-1}$. Note that the y axis is reversed ($x \times y \parallel b_0$) because we are considering the Southern Hemisphere.

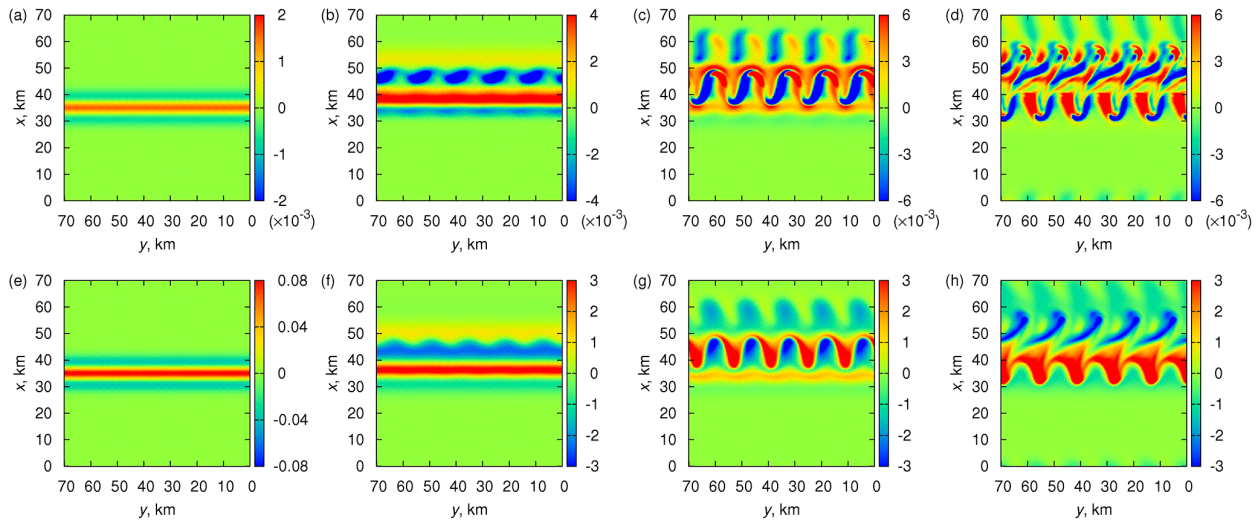


Figure 3. Same plots as Fig. 2 but for (a–d) field-aligned current j_{\parallel} and (e–h) electron density n_e at the ionosphere $s = 0$. The unit of j_{\parallel} is normalized by $650 \mu\text{A m}^{-2}$, i.e., 10^{-3} equals $0.65 \mu\text{A m}^{-2}$. See text for n_e .

60–70 km). The electron density is depleted by up to -30% due to the net $j_{\parallel} < 0$ at the poleward side, while a tongue-like structure of density enhancement forms at the equatorward side.

In order to help comprehend the underlying physics, in Fig. 4 we show the temporal variation in j_P (panels a–d) and j_H (panels e–h) along with j_{\parallel} at $s = 0$. Plots are limited at $(x, y) = (30\text{--}70 \text{ km}, 35\text{--}70 \text{ km})$ for clearness, and current vectors have a relative intensity excluding the background components ($j_{P0}, j_{H0}) \propto n_0 E_0$. There is a simple pattern at $t/\tau_A = 0.1$ where j_P is converged at a placed arc ($j_{\parallel} > 0$), while a clockwise j_H flows on the both sides. When a vortex street forms at $t/\tau_A = 4$, the perturbed currents dominate over the arc-induced ones. The equatorward j_P flows from the vortex street ($j_{\parallel} < 0$) side to the arc ($j_{\parallel} > 0$). A counter-clockwise j_H is also produced at the vortex streets (e.g., $(x, y) = (45\text{--}50 \text{ km}, 55\text{--}65 \text{ km})$) due to their $j_{\parallel} < 0$. After a new vortex street ($j_{\parallel} < 0$) develops at the equatorward side of the arc, the polarized $j_H \parallel (-x, -y)$ is enhanced at $t/\tau_A = 5.8$ to produce strong $j_{\parallel} > 0$ on the right side of each $j_{\parallel} < 0$ through an increase in perturbed $n_e < 0$ as shown in Fig. 3g.

The polarized $j_P \parallel (-x, y)$ is also enhanced in the middle of these pair currents $j_{\parallel} < 0$ and > 0 , e.g., $(x, y) = (46 \text{ km}, 61 \text{ km})$. Localized pair currents of j_{\parallel} induce strong polarized j_P and j_H , e.g., at $(x, y) = (55 \text{ km}, 61 \text{ km})$ at $t/\tau_A = 7$, which is a characteristic of vortex street expansion.

Figure 5 shows the field line distribution of the average vorticity $\langle \omega \rangle(s)$ during certain periods along with its cross section at $s = l$; $\max|v_1| \approx 31 \text{ km s}^{-1}$ at $t/\tau_A = 7$. The Alfvén wave propagates to the ionosphere at $t/\tau_A = 1$ but goes away at $t/\tau_A = 2.5$, which means the maximum $\langle \omega \rangle$ at $s = l$. Some waves still remain at $s = 0$. Waves come back again to $s = 0$ by $t/\tau_A = 4$. We suppose that the apparent wave propagation time becomes longer (> 1) because the initial function is deformed, which means generation of a new wave on the way. The amplitude at $s = 4\text{--}9 R_E$ decreases while the vortex street forms during this period. Waves return to the magnetosphere during $t/\tau_A = 4\text{--}5$, and the amplitudes in the region of $s > 3 R_E$ increase. Although partial reflections continuously occur, the waves (or $\langle \omega \rangle_{\max}$) are on the $s = 0$ side at $t/\tau_A = 6$ and on the $s = l$ side at $t/\tau_A = 7$. The nonlinear coupling to the fast density waves (large E_0)

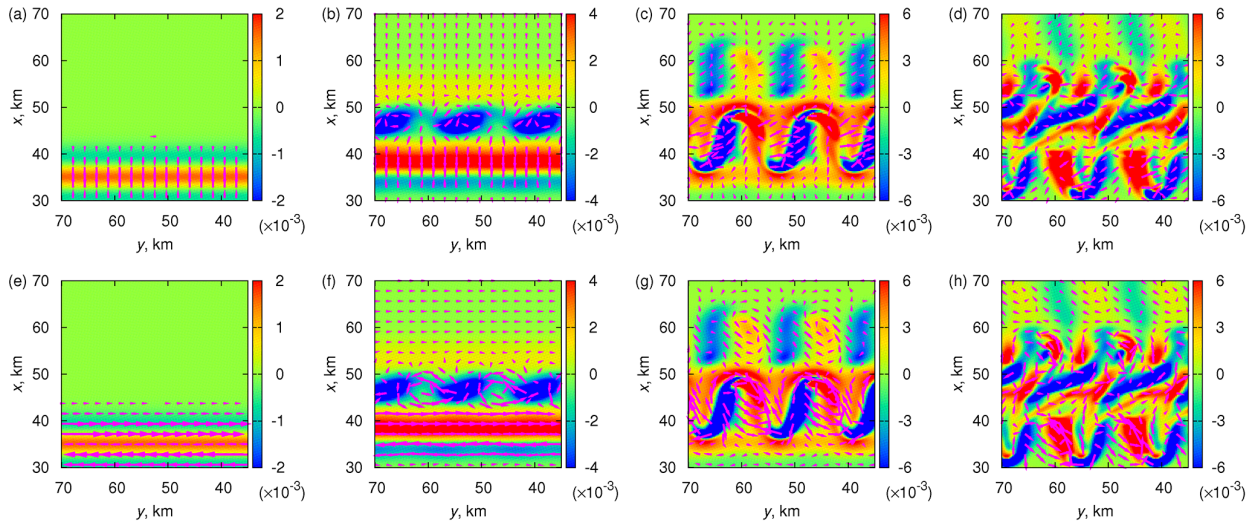


Figure 4. Same plots as Fig. 3 for j_{\parallel} except that vectors shown are (a–d) Pedersen current j_P and (e–h) Hall current at $s = 0$. The maximum amplitudes are $\max(|j_P|, |j_H|) = (2.1 \times 10^{-3}, 4.3 \times 10^{-3}), (5.1 \times 10^{-2}, 0.10), (0.12, 0.25),$ and $(0.17, 0.34)$ in $A m^{-1}$, respectively, for $t/\tau_A = 0.1-7$.

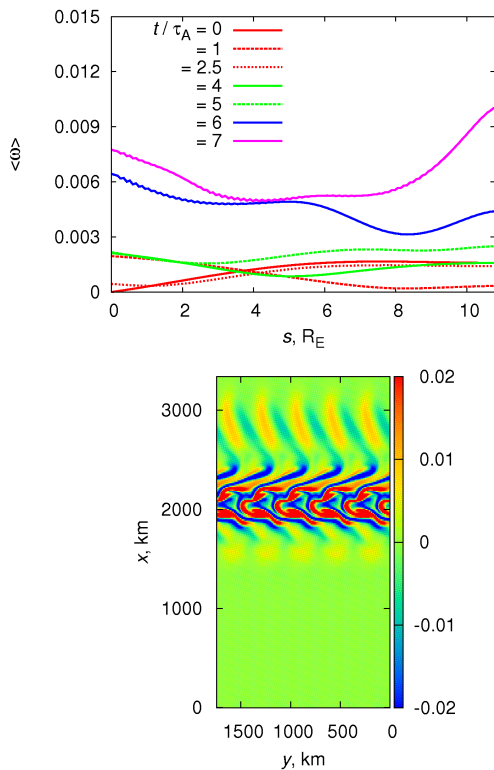


Figure 5. Upper panel: root-mean-square vorticity $\langle \omega \rangle$ in $x_{\perp}(s)$ as a function of s and t in the case of Fig. 2. Lower panel: vorticity ω at the magnetic equator $s = l$ at $t/\tau_A = 7$.

causes a rapid growth of Alfvén waves through slippage and partial reflection, resulting in a pileup of vortices. It is also clear that the vortex pattern changes between $s = 0$ and l ; an

equipotential mapping cannot be inferred at this scale of aurora. We further see that radially inward weak flows develop at $x \approx 1700$ and ≈ 3000 km through the effect of arc splitting.

Figure 6 shows the average electron density $\langle n_e \rangle(t)$ for $E_0 = 20-80 mV m^{-1}$. When the vortex street forms (see Fig. 2), it increases by up to 10–15 % of $n_0 = 10n'$. In the case of $E_0 = 20 mV m^{-1}$, arc splitting occurs just before every minimum of $\langle n_e \rangle$, and new arcs repeatedly vanish. Although shears of these arcs prevent the growth of the mode $(k_x, k_y) = (1, 5)$, eventually a north–south-elongated structure (not vortex street) grows at $t/\tau_A \approx 27$. The knowledge we get here is that the change in the growth pattern within $E_0 = 20-40 mV m^{-1}$ indicates the existence of a critical field E_{cr} for deformation of the arc into the vortex street. Further sensitivity studies (not shown) confirmed that the results related to E_{cr} are independent of the initial conditions of arc itself, i.e., width l_a of 10–20 km, field E_a of 20–80 $mV m^{-1}$, and polarity $\text{sgn}(\phi_a)$.

4 Discussion

Let us first mention an overarching problem with regard to the application of our modeled system to the real world where auroral mechanisms, i.e., field-aligned electron acceleration and the ionization by precipitating electrons, are at work from the first brightening of the onset arc. We suppose that these are generally important in the arc system but do not directly contribute to the arc deformation itself. The arc deformation could start from destabilization of the Alfvén waves, and field-aligned currents are amplified to be $4-20 \mu A m^{-2}$ in their developing stage as shown in Fig. 3.

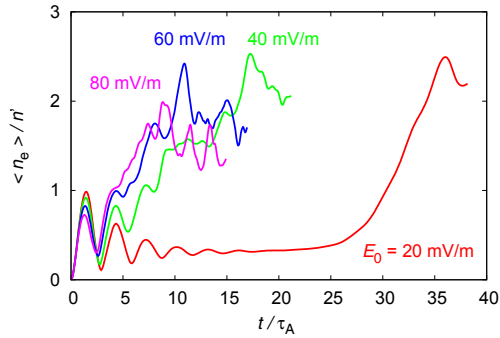


Figure 6. Time variation in root-mean-square electron density $\langle n_e \rangle$ at the ionosphere for $E_0 = 20, 40, 60,$ and 80 mV m^{-1} .

The high current density can yield a strong field-aligned voltage if some resistivity as electron inertia and the realistic deep cavities are included in the system. As our first step in a minimal model setup without these features, we addressed the pure nonlinear coupling between an arbitrarily placed arc structure and Alfvén eigenmodes. At the next step, we will investigate the generation of field-aligned electric fields, the related electron acceleration, and ionospheric source processes in our nonlinear MI feedback system. Also, we should address the relationship between $j_{\parallel} > 0$ at $s = 0$ and j_{\parallel} and E_{\parallel} at the electron acceleration region. Since the assumption was made that field-aligned currents are carried only by thermal electrons at $s = 0$, regions of the upward current $j_{\parallel} > 0$ at $s = 0$ do not necessarily represent the auroral luminosity in a rigorous sense; the associated electrons only flow up magnetic fluxes but cannot form the auroral luminosity.

It is noted that our initial setup of the auroral arc is not artificial. Although the imposed arc in the case of Fig. 2 is highly unstable, it is demonstrated to be stable under a weak convection electric field (e.g., $E_0 = 20 \text{ mV m}^{-1}$) as in Fig. 6 and discussions below. Our model captured the transition from stable to unstable regime of the arc system with feedback eigenmodes. The scenario is that the arc appears a long time (e.g., 30 min) before substorm onset under a weak (westward) E_0 , whose source is at the magnetospheric end. After the poleward component of E_0 is enhanced up to a critical level (see the next paragraph), the arc rapidly grows as shown in Figs. 2 and 3.

Let us describe the changes in the wave growth patterns in the convection electric field of $E_0 = 20\text{--}40 \text{ mV m}^{-1}$ (Fig. 6) in the context of arc splitting. The behavior can be understood by the linear growth rate of feedback eigenmodes in Fig. 1 because they certainly grow in spite of oscillatory motions of $\langle n_e \rangle$ through Alfvén wave propagation (see also Fig. 5). Figure 1 shows that γ of the (2, 0) mode switches from negative to positive at $20\text{--}40 \text{ mV m}^{-1}$. On the other hand, γ of the (1, 5) mode increases by ≈ 1.5 times in this range, but decreases in the higher regime; as these tendencies are inconsistent with the changes in growth patterns, this

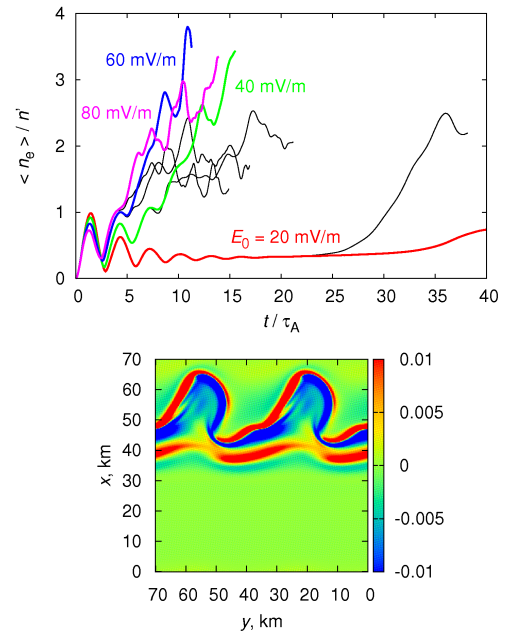


Figure 7. Upper panel: time variation in $\langle n_e \rangle$ at the ionosphere $s = 0$ for $E_0 = 20, 40, 60,$ and 80 mV m^{-1} in the case of $(k_x, k_y) = (1, 2)$; black lines are those shown in Fig. 6. Lower panel: vorticity $\omega(s = 0)$ at $t / \tau_A = 7.6$ for $E_0 = 60 \text{ mV m}^{-1}$.

mode is not considered to be the main trigger. γ of the (1, 2) mode monotonously increases, which affects its saturation level, but it is not directly related to the changes. Consequently, we can infer the underlying physics of the vortex street formation as follows. The initial arc splits to generate the (2, 0) mode. Alfvén wave amplification follows the growth of the (2, 0) mode, which cumulatively grows with the (1, 5) mode, forming into the vortex street. The critical field $E_{cr} \approx 25 \text{ mV m}^{-1}$ implies the transition of the poleward mode growth rate (i.e., γ of the (2, 0) mode in this case).

An increase in $\langle n_e \rangle$ in the case of $E_0 = 20 \text{ mV m}^{-1}$ (Fig. 6) means that eastward modes ($k_y \neq 0$) can grow, though it takes a long time (≈ 25 min), after a few arc splittings; remember that the mode is defined in the westward-moving frame of v_0 . However, these modes are decoupled from the southward modes during this growth, which is not consistent with observation of the arc changing into the vortex street (e.g., Sakaguchi et al., 2009). We conclude that this case is a product of certain ideal conditions, and the critical field for vortex formation is the value given in the previous paragraph.

Let us see to what extent the vortex street can brighten. Figure 7 shows the results for the feedback mode $(k_x, k_y) = (1, 2)$ and $E_0 = 60 \text{ mV m}^{-1}$. As in the case of $(k_x, k_y) = (1, 5)$ (Figs. 2 and 3), the initial arc repeatedly splits until $t / \tau_A \approx 5$, brightens, and deforms into a twin vortex after that. For the case of the (1, 5) mode, a vortex street appearing at the poleward arc fades out, but that from the equatorward arc develops. On the other hand, a vortex street ap-

pearing at the poleward arc directly develops in this case. Strong upward j_{\parallel} is produced at the poleward right edge of the vortices (not shown). It seems that the arc from which the vortex street forms depends on the growing eigenmodes; both cases were really observed (Lyons et al., 2002; Mende et al., 2009). It is also emphasized that, in every case of (1, 2) with $E_0 \geq 40 \text{ mV m}^{-1}$, the saturation level of $\langle n_e \rangle$ shifts to a higher value, up to $\approx 38\%$ from n_0 , than the level of the (1, 5) cases. This behavior is not simply understood by the linear growth rates, i.e., $\gamma(1, 2) < \gamma(1, 5)$ at $E_0 = 40 \text{ mV m}^{-1}$, depicted in Fig. 1. We can guess that the (1, 2) mode is well suited for nonlinear coupling to the (2, 0) mode. What can be inferred from this result is that the extent of arc intensification related to vortices is controlled by the growing eastward feedback eigenmodes. The modes were mainly determined by conductances μ_P/μ_H and Σ_P/Σ_A along with E_0 .

Let us compare our results with the observed features of auroral arcs during substorm onset. Ground-based optical observations have indicated that the arcs often flap and split just before vortex street formation (e.g., Motoba et al., 2012; K. Hosokawa and K. Sakaguchi, personal communication, 2014). These behaviors imply that ionospheric currents and density waves are increased by their feedback coupling to Alfvénic j_{\parallel} . The vortex sizes produced by a feedback growth of the (1, 5) and (1, 2) modes are ≈ 14 and 35 km , respectively. We should note that our simulation domain is a dipole field line ($L \approx 8.5$) when the vortex sizes are compared to those seen in the onset arc as $40\text{--}80 \text{ km}$ (Sakaguchi et al., 2009, and references therein). The field line length l can be extended if an actual magnetotail field line is considered. Then, $l_{\perp} \propto l$ is also extended, and the above difference (factors of 2–3) between the vortex size in our model results and that in observations is not the main concern for explaining the behavior of the onset arc. Another point is on the dynamic range of optical (all-sky camera) observations. In case of the above paper, power spectra in scales of $< 40 \text{ km}$ are noisy, and, further, the scale estimation strongly depends on the zenith angle of the arc position. We urge that high-resolution measurements of the onset arc be made in order to estimate its real wavelength; multi-point stereo-observations are anticipated. There is another problem related to the growth timescale. The scale of the observations, $\tau = 1\text{--}2 \text{ min}$ (e.g., Mende et al., 2009), is shorter than that of our calculation, $\tau = 3\text{--}5 \text{ min}$. The Alfvén transit time we use is as large as $\tau_A \approx 47 \text{ s}$, but the growth time was shown to be shorter in more realistic cases ($\tau_A \approx 25 \text{ s}$) with ionospheric v_A cavities (Hiraki and Watanabe, 2012). Therefore, simulations in the cases can explain the small τ in the observations.

However, there is a crucial difference between observations (Motoba et al., 2012; Hosokawa et al., 2013) and our calculations. The observed phase speed of bead structures is $\approx 3 \text{ km s}^{-1}$, but the calculated one is $\approx 0.75 \text{ km s}^{-1}$; see the first paragraph of Sect. 3. We speculated that the difference by a factor of 4 may be reduced through inclusion of the enhancement of ionospheric conductivities. The ionization

by precipitating electrons causes the enhancement by several factors and the amplitude of the triggered density waves may increase, and then the drift speed may also increase. This is really the next problem to be clarified in the series of our studies.

The next point is on the magnitude of E_0 . The critical field $E_{\text{cr}} \approx 25 \text{ mV m}^{-1}$ was determined on the basis of linear properties of Alfvén eigenmodes as mentioned above. From our previous studies (Hiraki and Watanabe, 2011, 2012), the drift frequency ($\propto \mathbf{k}_{\perp} \cdot \mathbf{E}_0$) with maximum γ does not so much depend on the profiles of $B_0(s)$ and $v_A(s)$ in cases of the Alfvén transit time $\tau_A = 25$ and 47 s . Thus, the value of E_{cr} cannot be also largely changed when realistic B_0 and v_A cavities are taken into account. The other factor that can affect E_{cr} is ionization by nonthermal electrons. If we can consider that the term linearly depends on the field-aligned current, it does not largely change the wave linear properties and E_{cr} . But, if it has a more steep function given by a product of E_{\parallel} and j_{\parallel} (cf. Lysak and Song, 2002), the value of E_{cr} can be reduced; this should be examined in our next study like the problem mentioned just above. On conditions of some uncertainties in theoretical studies, the critical field $E_{\text{cr}} \approx 25 \text{ mV m}^{-1}$ (i.e., a flow of 0.43 km s^{-1}) we present here agrees fairly well with the enhanced convection flows ($\geq 0.5 \text{ km s}^{-1}$) observed before onset (Bristow and Jensen, 2007). Further comparison provides a useful restriction for interpreting statistical data, as well as the direction of E_0 assumed to be poleward in this paper. We urge that detailed measurements of pre-conditioning of onset arcs should be undertaken in the future.

The results in this paper indicate that feedback modes are prevented from growing by the initial arc when $E_0 < E_{\text{cr}}$ but that they grow together into a vortex street when $E_{\text{cr}} < E_0$. The vortex street is a manifestation of the nonlinear evolution of Alfvén waves in the MI coupling system. The following problems remain to be solved: (i) how are waves trapped in the ionospheric cavity region to form a field-aligned electric field when the field-aligned current is amplified, and (ii) why does the active arc expand poleward in the next step? The second question is closely related to coupling with magnetotail high- β plasma dynamics (e.g., Henderson, 2009).

5 Conclusion

By performing three-dimensional MHD simulations including Alfvén eigenmode perturbations most unstable to the ionospheric feedback effects, we examined the auroral vortex street that often appears just before substorm onset. We found that (i) the initial arc splits, intensifies, and deforms into a vortex street through Alfvén wave amplification during their 2–3 bounce periods (3–5 min), (ii) the vortex street is characterized by an enhancement of polarized Pedersen/Hall currents $j_{P,H}$ due to localized pairs of field-aligned currents $j_{\parallel} > 0$ and < 0 , (iii) there is a critical convection electric field

of E_{cr} ($\approx 25 \text{ mV m}^{-1}$ in the present setting) for growth of Alfvén eigenmodes, and (iv) the extent of arc intensification is controlled by the nonlinear behavior of finite k_y modes with the arc-related k_x modes. The results of our simulation indicate that the vortex street is a consequence of coupling between the shear Alfvén waves carrying j_{\parallel} and the ionospheric density waves driven by $j_{p,H}$.

The Supplement related to this article is available online at doi:10.5194/angeo-33-217-2015-supplement.

Topical Editor L. Blomberg thanks the three anonymous referees for their help in evaluating this paper.

References

- Akasofu, S.-I.: The development of the auroral substorm, *Planet. Space Sci.*, 12, 273–282, 1964.
- Bristow, W. A. and Jensen, P.: A superposed epoch study of Super-DARN convection observations during substorms, *J. Geophys. Res.*, 112, A06232, doi:10.1029/2006JA012049, 2007.
- Chmyrev, V., Bilichenko, S., Pokhotelov, O. A., Marchenko, V. A., Lazarev, V., Streltsov, A., and Stenflo, L.: Alfvén vortices and related phenomena in the ionosphere and the magnetosphere, *Phys. Scr.*, 38, 841, doi:10.1088/0031-8949/38/6/016, 1988.
- Donovan, E. F., Mende, S., Jackel, B., Syrjäsoo, M., Meurant, M., Voronkov, I., Frey, H. U., Angelopoulos, V., and Connors, M.: The azimuthal evolution of the substorm expansive phase onset aurora, in: *Proc. Int. Conf. Substorms-8*, edited by: Syrjäsoo, M. and Donovan, E., 55–60, Univ. of Calgary, Calgary, Alberta, Canada, 2006.
- Haerendel, G.: Equatorward moving arcs and substorm onset, *J. Geophys. Res.*, 115, A07212, doi:10.1029/2009JA015117, 2010.
- Hasegawa, H., Ohno, N., and Sato, T.: Simulation of feedback instability in the coupled magnetosphere-ionosphere system, *J. Geophys. Res.*, 115, A08304, doi:10.1029/2009JA015093, 2010.
- Henderson, M. G.: Observational evidence for an inside-out substorm onset scenario, *Ann. Geophys.*, 27, 2129–2140, doi:10.5194/angeo-27-2129-2009, 2009.
- Hiraki, Y.: Stability of Alfvén eigenmodes in the vicinity of auroral arc, *J. Geophys. Res.-Space*, 118, 5277–5285, doi:10.1002/jgra.50483, 2013.
- Hiraki, Y. and Watanabe, T.-H.: Feedback instability analysis for dipole configuration with ionospheric and magnetospheric cavities, *J. Geophys. Res.*, 116, A11220, doi:10.1029/2011JA016721, 2011.
- Hiraki, Y. and Watanabe, T.-H.: Hybrid Alfvén resonant mode generation in the magnetosphere-ionosphere coupling system, *Phys. Plasmas*, 19, 102904, doi:10.1063/1.4759016, 2012.
- Hosokawa, K., Milan, S. E., Lester, M., Kadokura, A., Sato, N., and Bjornsson, G.: Large flow shears around auroral beads at substorm onset, *Geophys. Res. Lett.*, 40, 4987–4991, doi:10.1002/grl.50958, 2013.
- Lyons, L. R., Voronkov, I. O., Donovan, E. F., and Zesta, E.: Relation of substorm breakup arc to other growth-phase auroral arcs, *J. Geophys. Res.*, 107, 1390, doi:10.1029/2002JA0009317, 2002.
- Lysak, R. L. and Song, Y.: Energetics of the ionospheric feedback interaction, *J. Geophys. Res.*, 107, 1160, doi:10.1029/2001JA000308, 2002.
- Lysak, R. L. and Song, Y.: Propagation of kinetic Alfvén waves in the ionospheric Alfvén resonator in the presence of density cavities, *Geophys. Res. Lett.*, 35, L20101, doi:10.1029/2008GL035728, 2008.
- Mende, S., Angelopoulos, V., Frey, H. U., Donovan, E., Jackel, B., Glassmeier, K.-H., McFadden, J. P., Larson, D., and Carlson, C. W.: Timing and location of substorm onsets from THEMIS satellite and ground based observations, *Ann. Geophys.*, 27, 2813–2830, doi:10.5194/angeo-27-2813-2009, 2009.
- Motoba, T., Hosokawa, K., Kadokura, A., and Sato, N.: Magnetic conjugacy of northern and southern auroral beads, *Geophys. Res. Lett.*, 39, L08108, doi:10.1029/2012GL051599, 2012.
- Ohtani, S., Yamaguchi, R., Kawano, H., Creutzberg, F., Sigwarth, J. B., Frank, L. A., and Mukai, T.: Does the fast plasma sheet flow trigger a substorm?: A study of the August 14, 1996, event, *Geophys. Res. Lett.*, 29, 1721, doi:10.1029/2001GL013785, 2002.
- Sakaguchi, K., Shiokawa, K., and Donovan, E. F.: Azimuthal structures of ray auroras at the beginning of auroral substorms, *Geophys. Res. Lett.*, 36, L23106, doi:10.1029/2009GL041252, 2009.
- Streltsov, A. V., Jia, N., Pedersen, T. R., Frey, H. U., and Donovan, E. D.: ULF waves and discrete aurora, *J. Geophys. Res.*, 117, A09227, doi:10.1029/2012JA017644, 2012.
- Voronkov, I., Rankin, R., Samson, J. C., and Tikhonchuk, V. T.: Shear flow instability in the dipolar magnetosphere, *J. Geophys. Res.*, 104, 17323–17334, 1999.
- Watanabe, T.-H.: Feedback instability in the magnetosphere-ionosphere coupling system: Revisited, *Phys. Plasmas*, 17, 022904, doi:10.1063/1.3304237, 2010.