

## Liassic (Pliensbachian) Ammonites from the Lienz Dolomites (Eastern Tyrol, Austria)

By JOACHIM BLAU & CHRISTIAN MEISTER\*)

With 17 Text-Figures and 7 Plates

*Tyrol*  
*Eastern Alps*  
*Upper Austroalpine*  
*Lienz Dolomites*  
*Jurassic*  
*Lias*  
*Pliensbachian*  
*Austroalpine*  
*Ammonites*  
*Biostratigraphy*  
*Paleogeography*

Österreichische Karte 1 : 50 000  
Blätter 179, 180, 196

### Contents

Zusammenfassung .....	171
Abstract .....	172
Résumé .....	172
1. Introduction .....	172
2. The Lias in the Lienz Dolomites .....	173
2.1. The Amlacher Wiesen Syncline .....	173
2.2. The Southern Liassic Zone .....	174
3. Sample Deposition .....	176
4. Systematic Paleontology .....	176
4.1. Suborder Phylloceratina ARKELL 1950 .....	177
4.2. Suborder Lytoceratina HYATT 1889 .....	178
4.3. Suborder Ammonitina HYATT 1889 .....	179
5. Biostratigraphy .....	183
6. Faunal Composition .....	186
7. Conclusions .....	187
Acknowledgements .....	187
References .....	202

## Liasammoniten (Pliensbach) aus den Lienzer Dolomiten (Osttirol, Österreich)

### Zusammenfassung

Im Pliensbachium der Amlacher Wiesen-Mulde (N Lienzer Dolomiten, Osttirol, Österreich) wurden in Rotkalken drei Profile detailliert auf Ammoniten beprobt. Insgesamt konnten 11 „Lager“ mit charakteristischer Faunenzusammensetzung unterschieden werden. Es gelang der Nachweis der Ibex- (mittleres Carixium), Margaritatus- und Spinatum-Zone (Domerium).

Die Fauna umfasst sowohl Formen der Tethys als auch des Euroboreals und erlaubt damit eine gute Korrelation mit bereits bekannten biostratigraphischen Daten dieser Faunenprovinzen.

\*) Author's addresses: Dr. JOACHIM BLAU, Institut für Angewandte Geowissenschaften, Fachgebiet Paläontologie, Diezstraße 15, D-6300 Gießen; Dr. CHRISTIAN MEISTER, Muséum d'Histoire naturelle, Département de géologie et de paléontologie des invertébrés, Route de Malagnou 1, case postale 434, CH-1211 Genève 6, et Université de Lausanne, Institute géologique, UNIL-BFSH2, CH-1015 Lausanne.

## Abstract

In the Amlacher Wiesen Syncline (N Lienz Dolomites, East Tyrol, Austria) three sections of Pliensbachian red (nodular) limestone have been sampled in detail for ammonites. 11 horizons or levels yielding characteristic faunas could be distinguished. We have shown these belong to the the Ibex (Middle Carixian), Margaritatus, and Spinatum zones (Domerian).

The fauna comprises of Tethyan as well as Euroboreal elements and therefore allows a good correlation with known zonation schemes of both realms.

## Ammonites liassiques (Pliensbachien) des Lienz Dolomites (Est Tyrol, Autriche)

### Résumé

L'étude de trois profils dans des calcaires (nodulaires) rouges du Synclinal d'Amlacher Wiesen (N Lienz Dolomites, Est Tyrol, Autriche) a permis la récolte détaillée d'une importante faune d'ammonites. 11 horizons ou niveaux ont pu être distingués et sont attribuables aux zones à Ibex (Carixien moyen), à Margaritatus et Spinatum (Domérien).

La faune, caractérisée par des ammonites d'affinités téthysienne et euroboréale, permet de bonnes corrélations avec les zonations proposées pour ces deux provinces paléogéographiques.

### 1. Introduction

The Lienz Dolomites represent the western part of the Drauzug, which is comprised of, from E to W, the North Karawanks, the Gailtal Alps, the Lienz Dolomites, the Winnebacher Kalkzug, and tectonic slices of Hauptdolomit to the W of the latter one. With the exception of the Gailtal Alps, the remaining parts of the Drauzug contain Liassic sediments. Tectonostratigraphically the Drauzug represents the S part (Licicum) of the Upper Austroalpine.

The Pliensbachian stage of the Liassic sequence of the Lienz Dolomites has been known to yield ammonites since the last century. EMMRICH (1855) was the first author to recognize the "red marble" ("rother Marmor") opposite the Lienzner Klause as Liassic (l.c.: 445) based on ammonite findings. D. STURZELBACH combined the

Liasfleckenmergel and red (nodular) limestone facies as the "Adnether Schichten" in 1856. He also found ammonites in the above mentioned stratigraphy. Von HAUER (1855) included these ammonites in his study "Über die Cephalopoden aus dem Lias der nordöstlichen Kalkalpen". In 1868 BENECKE (l.c.: 103) described *Arietites* from the Galitzenbach ("Ausgang des Gallitzenbaches") and the species

*Amaltheus margaritatus* DE MONTFORT

*Prodactyloceras davoei* (SOWERBY)

*Arietoceras algovianum* (OPPEL)

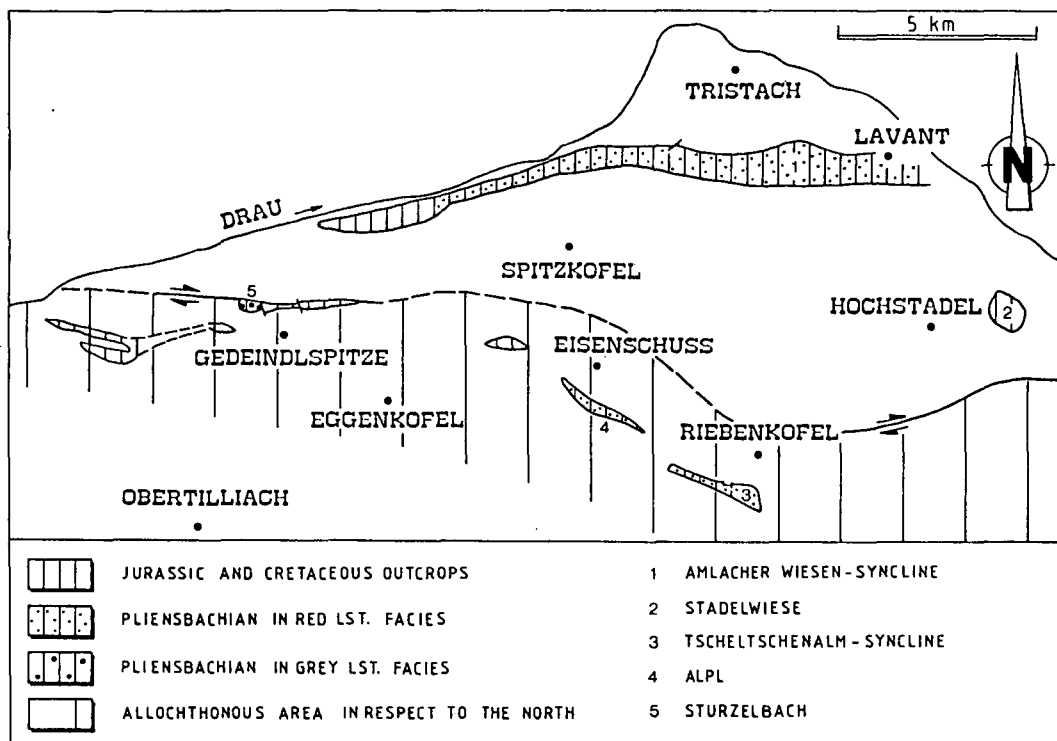
from the Klause (= Röttenbach area) (from "höherliegenden, rothen mehr mergeligen Kalken").

In 1903 GEYER reported the Pliensbachian species

*Phylloceras* sp. ind.

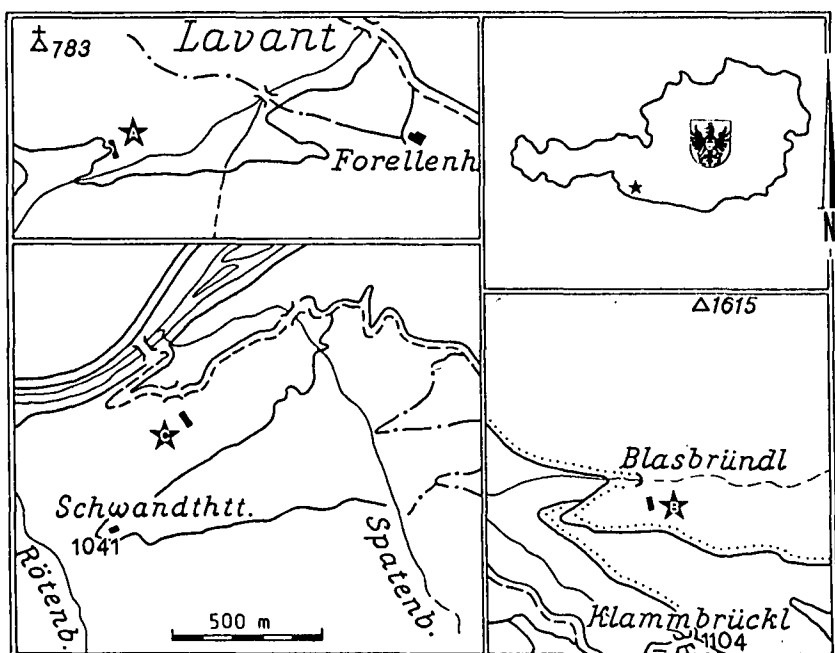
*Androgynoceras capricornus* (SCHLOTHEIM)

*Paltarpites* gr. *kurrianus* (OPPEL) near to *Protogrammoceras celebratum* (FUCINI)



Text-Fig. 1. Jurassic and Cretaceous outcrops in the Lienz Dolomites.

All localities mentioned in the text are shown on the map.



Text-Fig. 2.  
Locations of the investigated profiles in the Amlacher Wiesen Syncline.

2A: Profile Lavant, ÖK 1: 25.000, Sheet 180 (Winklern).

2B: Profile Blasbründl, ÖK 1: 25.000, Sheet 179 (Lienz). Note that the name "Blasbründl" is not in use on older maps.

2C: Profile Stadtweg, ÖK 1: 25.000, Sheet 179 (Lienz).

*Protogrammoceras* gr. *normanianum* (D'ORBIGNY) near to *Protogrammoceras isseli* (FUCINI).

MARIOTTI (1972: 125) discovered  
*Harpoceras* cf. *falciferoides* BUCKMAN  
*Dactylioceras* cf. *braunianum* (D'ORBIGNY)  
*Pseudogrammoceras* sp.

in the outcrops E of Franz-Lerch-Weg (Blasbründl area) and from the Stadtweg.

He was the first to show Toarcian in the red limestone facies of the Amlacher Wiesen Syncline. BLAU (1983) discovered new localities yielding ammonites of Pliensbachian age in the Amlacher Wiesen Syncline.

## 2. The Lias in the Lienz Dolomites

Outcrops of Liassic (in general connected with the whole Jurassic and Lower Cretaceous) sediments in the Lienz Dolomites are bound to a syncline N of the Central Anticline (Hauptantiklinale) and to a  $\pm$ SE-NW striking zone of discrete occurrences, S of the Central Anticline (Fig. 1).

The southern zone belongs to Permo-Mesozoic tectonic slices, which are exotic bodies with respect to the Central Anticline and the Amlacher Wiesen Syncline (see below). For this reason, they will be described separately.

### 2.1. The Amlacher Wiesen Syncline

The northern syncline is the Amlacher Wiesen Syncline, which has to be regarded in an evolutionary context together with the Stadelwiese Liassic. The Amlacher Wiesen Syncline shows a large heteropie in its facies development (BLAU, 1987: Fig. 2; BLAU & SCHMIDT, 1988; BLAU, 1990), which is the result of syn-sedimentary tectonics. Two basinal regions separated by a swell (Lavant swell) can be distinguished in the N Lienz Dolomites.

To the E of this is the Stadelwiese area, which is interpreted as the autochthonous, drowned section of a

tilted block (BLAU & SCHMIDT, 1988). This area accommodated a regular Liasfleckenmergel-sedimentation with intercalated megabreccias, derived from the bordering fault scarps. At the Stadelwiese no Pliensbachian is preserved.

According to BLAU & SCHMIDT (1988), the Amlacher Wiesen Syncline is the next block to the west. It was tilted to the west, causing a swell within the condensed Jurassic of the Lavant area and basal facies towards the west.

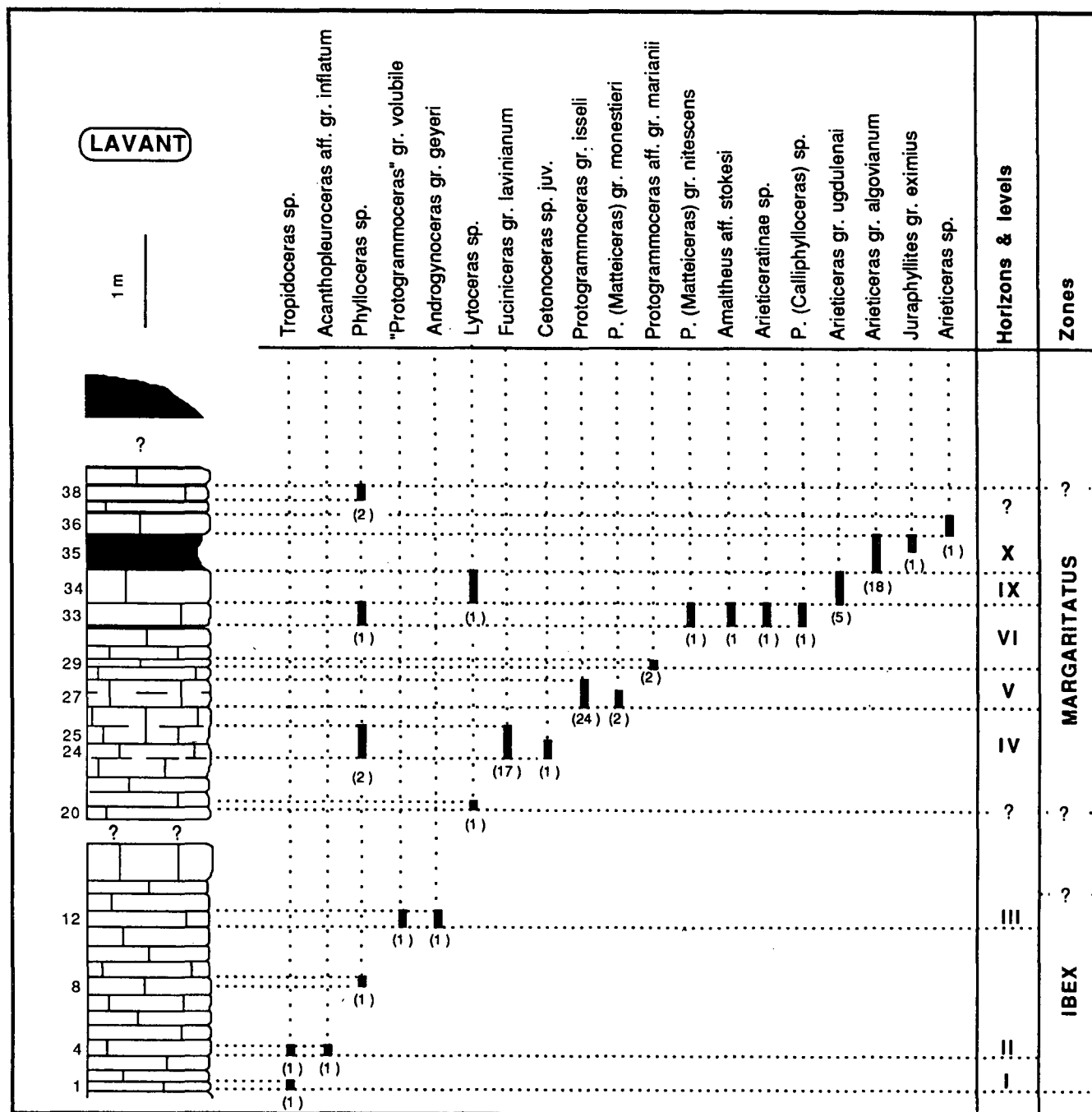
The "normal" (basinal) Liassic sequence in the Amlacher Wiesen Syncline starts with the Liasfleckenmergel (Hettangian-Sinemurian) which are overlain by red (nodular) limestones (Pliensbachian-Malm). At the swell area of the Amlacher Wiesen Syncline, the Liassic sequence starts with a multiphased breccia (Lavant Breccia). This breccia is overlain by red (nodular) limestones, Pliensbachian to Malm in age. Basin and swell are connected by a zone where the Lias starts with variegated limestones overlain by Liasfleckenmergel and Pliensbachian red (nodular) limestones.

As shown above, the Pliensbachian red (nodular) limestone facies seals the previously highly heteropic lithologies (for details see BLAU & SCHMIDT, 1988; BLAU et al., 1989). Nevertheless, the swell acts as paleogeographic high which is documented by hardground(s) and omission in the swell area (BLAU, 1990) at least until the Aptian/Albian Amlacher Wiesen Schichten, which cover the whole area.

In the Amlacher Wiesen Syncline, we sampled three profiles bed by bed for ammonites.

The first profile ("Lavant", Figs. 2A,3) is located on the trail from the Forellenhof towards the Lavant Alpl, at the road-section between the Himperlanner Bach and the Dorfbach. In this area, the Lavant Breccia is covered by a condensed series of red (nodular) limestones (BLAU, 1990). Our profile starts near the base of the series and spans a time interval from the Ibex- to the Margaritatus-zone.

The second profile ("Blasbründl", Figs. 2B, 4) can be reached following the Franz-Lerch-Weg to the Blasbründl and lies on the S flank of the little creek at this locality. Paleogeographically this profile lies in the



Text-Fig. 3.  
Lavant lithological profile and ammonite ranges.

transitional area between the swell and the basin. The base of the Lias is marked by variegated limestones (Bunte Kalke) overlain by Liasfleckenmergel. The Liasfleckenmergel are covered with the red (nodular) limestone facies which shows a breccia with grey components at its base. Above this breccia a condensed layer spanning the Margaritatus- and Spinatum-zones can be observed. This layer seems to be a lens in the stratigraphic column, because it was not possible to recognize it in other outcrops. This profile yielded a strange fauna with partially large ammonites (Lytoceratides, one fragment of a Lytoceratid body chamber with about 50 cm in size, and Phylloceratides) and nautilides. Additionally we found one gastropode (Pl. 1, Fig. 3) and some Terebratulid brachiopods.

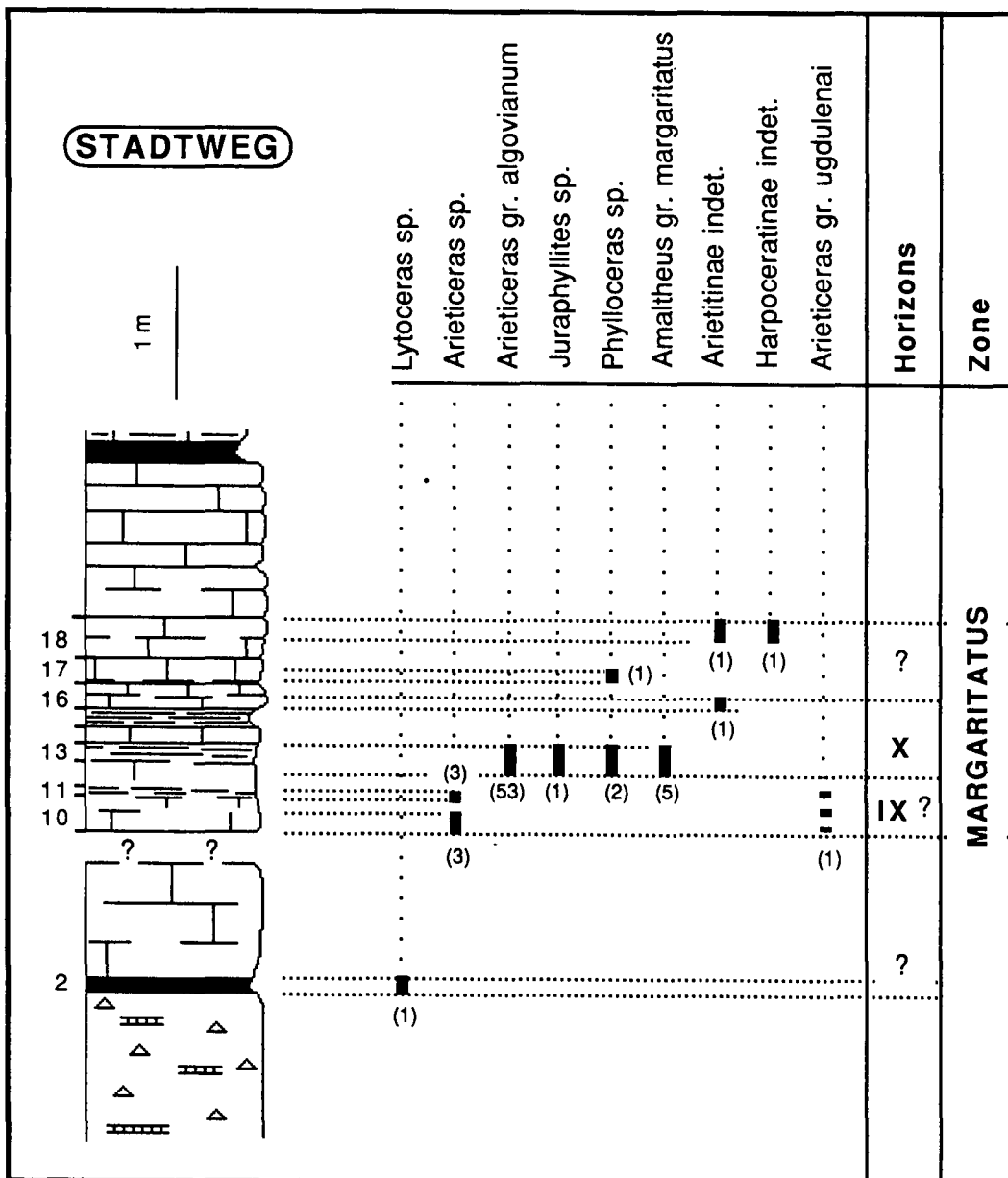
The third profile investigated is the "classical" profile in the old quarry at the Stadtweg (Figs. 2C,5).

Paleogeographically this profile lies in the basin area of the Amlacher Wiesen Syncline. The base of the Lias are Liasfleckenmergel overlain by the red (nodular) limestone facies. The base of the red limestone facies is marked by a breccia, seen as a "Basisbreccie" by CORNELIUS-FURLANI (1953). This breccia was interpreted as a slump, containing components of Liasfleckenmergel by BLAU et al. (1989). The investigated part of the profile starts above this slump and spans the Margaritatus-zone.

## 2.2. The Southern Liassic Zone

The southern zone of Liassic outcrops consists of several distinct tectonic slices, starting in the E with





Text-Fig. 5.  
Stadtweg lithological profile and ammonite ranges.

tant for paleogeographic reasons and for restoring the former positions of the different tectonic slices.

Paleogeographically, the red limestone facies in the Amlacher Wiesen Syncline is related to higher (slope) positions than the Liasfleckenmergel facies. This is shown by comparing different lithostratigraphic profiles of the Amlacher Wiesen Syncline (for detailed profiles see BLAU & SCHMIDT, 1988; BLAU, 1990).

In the southern Jurassic/Cretaceous zone, Pliensbachian red limestones are known from the Tscheltschenalm Syncline and the Alpl. The outcrops SSW of Spitzkofel and Sattelle Sand/E-flanc Sturzelbach gorge produced no information until now, probably because of a tectonic reduction of the respective series.

We can assume a more basal position of the Sturzelbach Pliensbachian and a more slope position of the Tscheltschenalm Syncline/Alpl Pliensbachian.

### 3. Sample Deposition

The ammonites figured in this paper belong to the collections of the authors. The collection of C. MEISTER

is deposited at the Muséum d'Histoire naturelle, Département de géologie et de paléontologie des invertébrés, Genève. The collection of J. BLAU is kept at the Institut für Angewandte Geowissenschaften, Gießen. All ammonites are figured in natural size and have been coloured black by using graphite powder. Detailed information (collection, collection no.) on the figured specimens is given separately for each specimen with the explanation of the plates.

### 4. Systematic Paleontology

We will not repeat the descriptions or discussions presented previously in the following studies: BLAU (1983), DOMMERGUES et al. (1985, 1990), MEISTER (1986, 1988, 1989), DOMMERGUES & MEISTER (1986, 1989, 1990), MEISTER & LOUP (1989), MEISTER & BÖHM (in press). For certain taxa we only give short remarks and with few exceptions, the taxonomy is consistent with the studies cited above.

**4.1. Suborder  
Phylloceratina ARKELL 1950**

Superfamily: *Phyllocerataceae* ZITTEL 1884  
Family: *Phylloceratidae* ZITTEL 1884  
Subfamily: *Phylloceratinae* ZITTEL 1884  
Genus: *Phylloceras* SUESS 1865

Type species: *Ammonites heterophyllus* SOWERBY 1820.

***Phylloceras* sp.**

Some badly preserved fragments of typical *Phylloceras* occur in the profile Lavant. Probably they can be included to *Phylloceras hebertinum* s.l. because of the absence of constrictions.

Local range: Ibex zone to Apyrenum subzone (*solare* horizon).

**Subgenus: *Calliphylloceras* SPATH 1927**

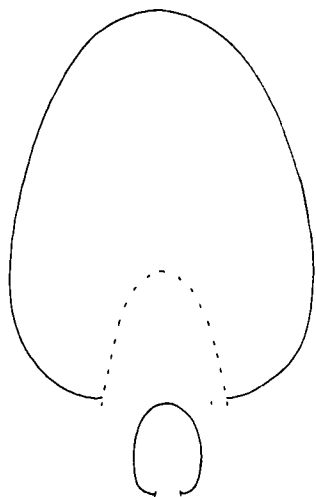
Type species: *Phylloceras disputabile* ZITTEL 1869.

***Phylloceras (Calliphylloceras) bicicolae*  
(MENEHINI 1874)**

(Pl. 1, Figs. 6–9; Pl. 2, Fig. 1; Fig. 6)

\*1874 *Phylloceras Bicicolae* MENEHINI, p. 106.  
1989 *Calliphylloceras bicicolae* (MENEHINI). – MEISTER, Pl. 2, Fig. 3, 4; with synonymy.

Several specimens bearing numerous constrictions can be attributed to *Phylloceras (Calliphylloceras) bicicolae*. The presence of constrictions is the only feature which distinguishes the subgenus *Calliphylloceras* from *Phylloceras*.



Text-Fig. 6.  
*Phylloceras (Calliphylloceras) bicicolae* (MENEHINI) whorl sections.

Local range: Stokesi subzone (*marianii* horizon) to ?Subnodosus subzone (*cornacaldense* level).

**Subgenus: *Calaiceras* KOWACS 1939**

Synonyme: *Hantkeniceras* KOWACS 1939.


Type species: *Phylloceras calais* MENEHINI 1874 (see BRAGA & RIVAS 1987).

***Phylloceras (Calaiceras) calais*  
(MENEHINI 1874)**

(Pl. 1, Figs. 1,2; Fig. 7)

\*1874 *Phylloceras Calais* MENEHINI, p. 106.  
1977 *Calaiceras calais* (MENEHINI). – WIEDENMAYER, Pl. 1, Figs. 1,8; Pl. 8, Figs. 2,3; with synonymy.  
?1981 *Hantkeniceras* cf. *hantkeni* (SCHLOENBACH). – WANG & HE, Pl. 1, Figs. 13–15.  
1987 *Calaiceras calais* (MENEHINI). – BRAGA & RIVAS, Pl. 2, Fig. 1.  
?1987 *Calaiceras* cf. *hantkeni* (SCHLOENBACH). – BRAGA & RIVAS, Figs. 4f,5g.

Only one *Phylloceras*, found in the slightly condensed level of Blasbründl, is characterized by a broad and subsquare whorl section and can be attributed to KOWACS' subgenus.



Text-Fig. 7.  
*Phylloceras (Calaiceras) calais* (MENEHINI) whorl section.

Local range: ?Stokesi subzone (*celebratum* level) – ?Subnodosus subzone (*cornacaldense* level).

**Genus: *Partschiceras* FUCINI 1923**

Type species: *Ammonites Partsch* STUR 1851.

***Partschiceras striatocostatum*  
(MENEHINI 1853)**

(Pl. 2, Figs. 2,3)

1851 *Ammonites Partsch* STUR, p. 26 (nom. nudum).  
\*1853 *Ammonites striatocostatus* MENEHINI, p. 28.  
1868 *Ammonites Sturi* REYNÈS, Pl. 3, Fig. 1.  
1913 *Phylloceras anonymum* HAAS, Pl. 1, Fig. 5.  
1977 *Partschiceras sturi* (REYNÈS). – WIEDENMAYER, Pl. 2, Figs. 6,7; Pl. 5, Figs. 1–4; with synonymy.  
1977 *Partschiceras striatocostatum* (MENEHINI). – WIEDENMAYER, Pl. 4, Figs. 5–8; with synonymy.  
1986 *Partschiceras anonymum* (HAAS). – GAKOVIC, Pl. 1, Fig. 3.  
1987 *Partschiceras striatocostatum* (MENEHINI). – BRAGA & RIVAS, Pl. 1, Figs. 5–8.  
1989 *Partschiceras striatocostatum* (MENEHINI). – MEISTER, Pl. 2, Fig. 6.

In *Partschiceras striatocostatum* (MENEHINI) we regroup all compressed *Phylloceratidae* which are characterized by high whorls and bear quite rectiradiate, blunt ribs associated with fine striae on the outer half of the whorl flanks as well as on the venter.

Local range: ?Stokesi subzone (*celebratum* level) – ?Subnodosus subzone (*cornacaldense* level).

Family: *Juraphyllitidae* ARKELL 1950

Genus: *Juraphyllites* MÜLLER 1939

Type species: *Phylloceras diopsis* GEMMELLARO 1884.

**Subgenus: *Harpophylloceras* SPATH 1927**

Type species: *Ammonites eximius* HAUER 1854.

***Juraphyllites (Harpophylloceras) eximius*  
(HAUER 1854)**

(Pl. 1, Figs. 4,5)

\*1854 *Ammonites eximius* HAUER, p. 18, Pl. 2, Figs. 1-4.

1989 *J. (Harpophylloceras) eximius* (HAUER). - MEISTER, Pl. 3, Figs. 1-3; with synonymy.

Two *Juraphyllites* from Blasbründel and Lavant bear a ventral keel. This feature is diagnostic for SPATH's subgenus which is monospecific.

Local range: Stokesi subzone (*celebratum* level) - Subnodosus subzone (*cornacaldense* level) to Gibbosus subzone (*algovianum* horizon).

**4.2. Suborder  
Lytoceratina HYATT 1889**

Superfamily: **Lytocerataceae NEUMAYR 1875**

Family: **Lytoceratidae NEUMAYR 1875**

Genus: ***Lytoceras* SUESS 1865**

Type species: *Ammonites fimbriatus* SOWERBY 1817.

***Lytoceras* gr. *villae*  
MENEHINI 1874**

(Pl. 2, Figs. 4,5; Pl. 3, Figs. 1,2;  
Pl. 4, Fig. 4; Fig. 8)

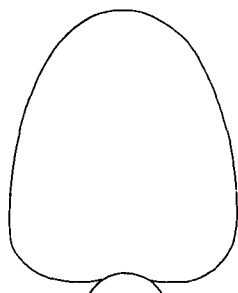
1874 *Lytoceras Villae* MENEHINI, p. 107.

1987 *Lytoceras villae* (MENEHINI). - BRAGA, JIMENEZ & RIVAS, Pl. 1, Fig. 6; Pl. 2, Figs. 1-4; with synonymy.

1989 *Lytoceras villae* (MENEHINI). - MEISTER, Pl. 1, Figs. 1,3,6,7.

Most of our specimens belong to the group of *Lytoceras villae* as defined by BRAGA et al. (1987). Our specimens show

- 1) a quite fine subdivided ribbing on the side and
- 2) a suboval whorl section. They can be distinguished essentially from the group of *Lytoceras fimbriatum* (SOWERBY) by the presence of these two features.



Text-Fig. 8.  
*Lytoceras* gr. *villae* MENEHINI whorl section.

Local range: ?Stokesi subzone (*celebratum* level) - ?Subnodosus subzone (*cornacaldense* level).

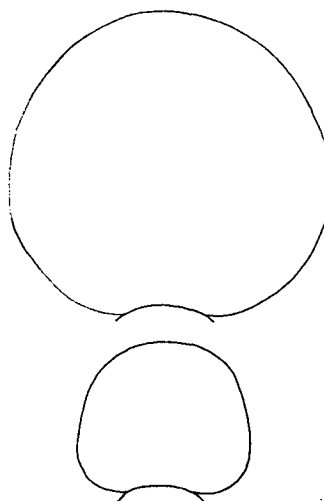
***Lytoceras* gr. *baconicum* VADASZ 1910**

(Pl. 1, Figs. 10,11; Pl. 4, Fig. 1; Fig. 9)

\*1910 *Lytoceras baconicum* VADASZ, p. 75, Abb. 24,25.

1977 *Kallilytoceras baconicum* (VADASZ). - WIEDENMAYER, Pl. 11, Figs. 6,7; with synonymy.

Among the *Lytoceratina* of Lienz two specimens show a subdivided, but more sinuous ribbing than *Lytoceras* gr. *villae*. The whorl section is subrounded (quite more broad than high) and somewhat flattened. These features characterize the group of *Lytoceras baconicum* including associated species as *Lytoceras mariae* MAUGERI. In *Lytoceras furcicrenatum* BUCKMAN the whorl section is well rounded and the ribbing is subdivided on the ventral part only. Moreover, BUCKMAN's species seems to be restricted to the Euroboreal realm.



Text-Fig. 9.  
*Lytoceras* gr. *baconicum* VADASZ whorl sections.

Local range: ?Stokesi subzone (*celebratum* level) - ?Subnodosus subzone (*cornacaldense* level).

**Genus: *Derolytoceras* ROSENBERG 1909**

Type species: *Ammonites lineatus tortus* QUENSTEDT 1885.

***Derolytoceras tortum* (QUENSTEDT 1885)**

\*1885 *Ammonites lineatus tortus* QUENSTEDT, Pl. 39, Figs. 12,13.

1989 *Derolytoceras tortum* (QUENSTEDT). - MEISTER & LOUP, Pl. 6, Fig. 7.

1990 *Derolytoceras tortum* (QUENSTEDT). - DOMMARGUES, MEISTER & METTRAUX, Pl. 6, Figs. 8,9; with synonymy.

1990 *Derolytoceras tortum* (QUENSTEDT). - DOMMARGUES & MEISTER, Figs. 3 (13,14); Fig. 5 (23).

Besides the previous two lytoceratid macroconch species, we only have found one microconch form (see MEISTER, 1986) which belongs to *Derolytoceras tortum* (QUENSTEDT).

Local range: ?Stokesi subzone (*celebratum* level) - ?Subnodosus subzone (*cornacaldense* level).



**4.3. Suborder  
Ammonitina HYATT 1889**

Superfamily: Eoderocerataceae SPATH 1929  
Family: Phricodoceratidae SPATH 1938  
Genus: *Phricodoceras* HYATT 1900

Type species: *Ammonites Taylori* SOWERBY 1826.

***Phricodoceras* sp.**

One fragment of a Domerian *Phricodoceras* (not figured here) is characterized by a close and fine ribbing. Only the two rows of ventral tubercles are obvious; they are poorly developed.

Local range: ?Stokesi subzone (*celebratum* level) –  
?Subnodosus subzone (*cornacaldense* level).

Family: Acanthopleuroceratidae ARKELL 1950  
Genus: *Tropidoceras* HYATT 1867

Type species: *Ammonites masseanum* D'ORBIGNY 1844.

***Tropidoceras* sp.**

(Pl. 4, Figs. 2,3)

Only 2 fragments of *Tropidoceras* have been found in Lavant. The first one (Pl. 4, Figs. 2,3) shows the inner whorls with strong broadly spaced ribs as in *Tropidoceras calliplocum* (GEMMELLARO). The second one, which is not figured here, is a body chamber of a large specimen which shows morphological similarities to *Tropidoceras flandrini* (DUMORTIER) or perhaps *Tropidoceras masseanum* (D'ORBIGNY).

Local range: Masseanum subzone (*Tropidoceras* level) to Valdani subzone (*inflatum* level).

**Genus: *Acanthopleuroceras* HYATT 1900**

Type species: *Ammonites valdani* D'ORBIGNY 1844.

***Acanthopleuroceras* gr. *inflatum*  
(QUENSTEDT 1885)**

(Pl. 5, Figs. 1,2; Fig. 10)

\*1885 *Ammonites Maugenestii inflatus* QUENSTEDT, Pl. 35, Fig. 17.  
1986 *Acanthopleuroceras* aff. *inflatum* (QUENSTEDT). – MEISTER, Pl. 9, Fig. 8; with synonymy.

This *Acanthopleuroceras* is characterized by coarse, spaced ribs with a large blunt of outer tubercles and a less developed inner one. The venter is fastigate, quite flattened as in QUENSTEDT's species. This specimen also represents an intermediate morphology between *Acanthopleuroceras maugenestii* (D'ORBIGNY) and *Acanthopleuroceras valdani* (D'ORBIGNY).

Local range: Valdani subzone (*inflatum* level).



Text-Fig. 10.  
*Acanthopleuroceras* gr. *inflatum* (QUENSTEDT) whorl section.

Family: Liparoceratidae HYATT 1867

Genus: *Becheiceras* TRUEMAN 1918

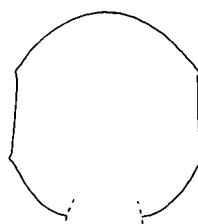
Type species: *Ammonites bechei* SOWERBY, 1821 (see DONOVAN & FORSEY 1973, p. 13).

***Becheiceras* gr. *bechei*  
(SOWERBY 1821)**

(Pl. 4, Fig. 5; Fig. 11)

\*1821 *Ammonites bechei* SOWERBY, p. 143, Pl. 280.  
1986 *Liparoceras (Becheiceras) bechei* (SOW.). – MEISTER, Pl. 13, Fig. 4; with synonymy.

This typical *Becheiceras* (globose form with fine *Liparoceras* ornamentation) shows an intermediate morphology between the coarser ribbed *Becheiceras gallicum* (SPATH 1938) and the fine ribbed *Becheiceras bechei* (SOWERBY). In our specimen the lyrae ornamentation is very well developed.



Text-Fig. 11.  
*Becheiceras* gr. *bechei* (SOWERBY) whorl section.

Local range: ?Stokesi subzone (*celebratum* level) –  
?Subnodosus subzone (*cornacaldense* level).

**Genus: *Androgynoceras* HYATT 1867**

Type species: *Ammonites hybrida* D'ORBIGNY 1844.


Remark: In this genus we include ammonites characterized by a "capricorne" and "liparoceratid" ontogeny. This androgyne morphology is interpreted either in terms of sexual dimorphism (MEISTER, 1986) or in terms of *Aegoceras* variability where they represent the peramorphic pole (DOMMERMUES, 1987; DOMMERMUES et al., 1986). These two models are compatible.

***Androgynoceras* gr. *geyeri*  
(SPATH 1938)**

(Pl. 5, Fig. 3,4,5; Fig. 12)

\*1938 *Liparoceras geyeri* SPATH, Pl. 4, Figs. 4,6; Pl. 6, Fig. 2; Pl. 10, Figs. 3,4; Pl. 18, Fig. 11.  
1990 "*Androgynoceras*" *geyeri* (SPATH). – DOMMERMUES, MEISTER & METTRAUX, Pl. 5, Fig. 12; with synonymy.

This typical "dimorph" specimen sketches a *Beaniceras* (*Beaniceras luridum* (SIMPSON)) capricorne morphology. The "capricorne" stage is rather short and allows to distinguish our specimen from *Androgynoceras hybrida*



Text-Fig. 12.  
*Androgynoceras* gr. *geyeri* (SPATH) whorl section.

(D'ORBIGNY) and *Androgynoceras subhybrida* (SPATH) with longer ontogenetic capricorne stages.

Local range: Luridum subzone (*geyeri* level).

**Family: Amaltheidae HYATT 1867**

**Genus: *Amaltheus* DE MONTFORT 1808**

Type species: *Amaltheus margaritatus* DE MONTFORT, 1808.

***Amaltheus stokesi* (SOWERBY 1818)**

(Pl. 5, Fig. 9)

- \*1818 *Ammonites Stokesi* SOWERBY, Pl. 190.
- 1958 *Amaltheus stokesi* (SOWERBY). – HOWARTH, Pl. 1, Figs. 5,7,12-14; Pl. 2, Figs. 1,3,10; Text-Figs. 4,5; with synonymy.
- 1986 *Amaltheus stokesi* (SOWERBY). – MEISTER, Pl. 19, Fig. 2; Pl. 20, Figs. 1,8; with synonymy.
- 1986 *Amaltheus stokesi* (SOWERBY). – SMITH & TIPPER, Fig. 2 (1,2).
- 1988 *Amaltheus stokesi* (SOWERBY). – MEISTER, Pl. 1, Fig. 1.
- 1988 *Amaltheus stokesi* (SOWERBY). – SMITH, TIPPER, TAYLOR & GUÉX, Pl. 4, Fig. 15-16.
- 1988 *Amaltheus (Amaltheus) stokesi* (SOWERBY). – KRIMHOLTS, Pl. 2, Fig. 1.
- 1990 *Amaltheus stokesi* (SOWERBY). – DOMMERMUES, MEISTER & METTRAUX, Pl. 6, Figs. 4-6.
- 1990 *Amaltheus stokesi* (SOWERBY). – DOMMERMUES & MEISTER, Text-Fig. 3 (5,6,9,10); Text-Fig. 5 (12-14).

Our *Amaltheus* fragment is characterized by a ribbing and a crenulated keel which are still connected. In the Amaltheidae found in overlying beds (*Amaltheus margaritatus* DE MONTFORT and *Amaltheus margaritatus* "forme" *subnodosus* (YOUNG & BIRD)) this feature disappears indeed, the ribs and the keel become clearly disjoined. Local range: Stokesi subzone (*marianii* horizon to *celebratum* level).

***Amaltheus margaritatus***

**DE MONTFORT 1808**

(Pl. 5, Fig. 10)

- \*1808 *Amaltheus margaritatus* DE MONTFORT, p. 91, Fig. 90.
- 1958 *Amaltheus margaritatus* DE MONTFORT. – HOWARTH, Pl. 3, Figs. 4-6; Text-Figs. 8,9; with synonymy.
- 1986 *Amaltheus margaritatus* DE MONTFORT. – MEISTER, Pl. 20, Fig. 9; Pl. 22, Fig. 1; Pl. 23, Fig. 6; with synonymy.
- 1988 *Amaltheus margaritatus* DE MONTFORT. – MEISTER, Pl. 1, Figs. 2-4; Pl. 2, Figs. 1-3,5; Pl. 3, Figs. 3-5,10; Pl. 4, Figs. 1,3,4.

This species is rather well represented in the studied area, the specimens are mainly from Lavant and Blasbründl.

Local range: Subnodosus subzone (*cornacaldense* level) to Gibbosus subzone (*algovianum* horizon).

***Amaltheus margaritatus* "forme" *subnodosus***  
**(YOUNG & BIRD 1828)**

(Pl. 5, Figs. 11,12)

- \*1828 *Ammonites subnodosus* YOUNG & BIRD, Pl. 13, Fig. 3.
- 1958 *Amaltheus subnodosus* (Y. & B.). – HOWARTH, Pl. 2, Figs. 11-18; Text-Fig. 6; with synonymy.

1986 *Amaltheus subnodosus* (Y. & B.). – MEISTER, Pl. 20, Fig. 5; with synonymy.

1988 *Amaltheus margaritatus* forme *subnodosus* (Y. & B.). – MEISTER, Pl. 1, Figs. 5,6.

The only *Amaltheus* from the Sturzelbach is characterized by strong, spaced, rectiradiate ribs and by fine ventro-lateral tubercles in the juvenile stage. In the adult stage the tubercles tend to disappear and the ribbing is becoming more sinuous (for more explanations see MEISTER, 1988: 769).

Local range: Subnodosus subzone.

**Genus: *Pleuroceras* HYATT, 1867**

Type species: *Ammonites spinatus* BRUGUIÈRE 1789.

***Pleuroceras* aff. *solare***

**(PHILLIPS 1829)**

(Pl. 5, Figs. 6,7,8)

- \*1829 *Ammonites solaris* PHILLIPS, Pl. 4, Fig. 29.
- 1958 *Pleuroceras solare* (PHILLIPS). – HOWARTH, Pl. 4, Figs. 1-7; Text-Figs. 15-17; with synonymy.
- 1960 *Pleuroceras solare* (PHILLIPS). – JORDAN, Pl. 4, Figs. 6-7.
- 1961 *Pleuroceras solare* (PHILLIPS). – TINTANT, GAUTHIER & LACROIX, Pl. 1, Fig. 5.
- 1969 *Pleuroceras solare* (PHILLIPS). – POPA, Pl. 1, Figs. 1-4.
- 1976 *Pleuroceras solare* (PHILLIPS). – SCHLEGELMILCH, Pl. 36, Fig. 2.
- 1980 *Pleuroceras solare* (PHILLIPS). – WIEDENMAYER, Pl. 3, Figs. 8-13.
- 1980 *Pleuroceras solare* (PHILLIPS) var. *trapezoidiforme* (MAUBEUGE). – WIEDENMAYER, Pl. 3, Figs. 22,23.
- 1980 *Pleuroceras solare* (PHILLIPS) var. *leve* WIEDENMAYER, Pl. 3, Figs. 14-19.
- 1982 *Pleuroceras solare* (PHILLIPS). – BRAGA, COMAS RENGIFO, GOY & RIVAS, Pl. 3, Fig. 8.
- 1983 *Pleuroceras solare* (PHILLIPS). – BRAGA, Pl. 15, Figs. 14-16.
- 1984 *Pleuroceras solare* (PHILLIPS). – CUBAYNES, BOUTET, DELFAUD & FAURÉ, Pl. 3, Fig. 20.
- 1985 *Pleuroceras solare* (PHILLIPS). – COMAS RENGIFO, Pl. 10, Figs. 5-9; Pl. 11, Fig. 4.
- 1988 *Pleuroceras solare* (PHILLIPS). – MEISTER, Pl. 6, Figs. 6,7,9-11; Pl. 7, Figs. 1-3.

This evolute representative of the Amaltheidae is rather abundant in the Upper Austroalpine and possesses a wide geographical distribution throughout the western Tethys.

Local range: Apyrenum subzone (*solare* horizon).

**Family: Dactyloceratidae HYATT 1867**

**Subfamily: Reynesocoeloceratinae**

**DOMMERMUES 1986**

**Genus: *Cetonoceras* WIEDENMAYER 1977**

Type species: *Cetonoceras psiloceroides* FUCINI, 1905.

***Cetonoceras* juv. sp.**

(Pl. 5, Figs. 13,14)

These very evolute Dactyloceratidae are characterized by a quadrate to rounded whorl-section, by primary lateral (rigid) radiate ribs with an outer row of marginal tubercles and by closer and more delicate secondary ventral ribs. Our specimen is comparable

with juvenile growth stages of the group of *Cetonoceras psilocerooides* (FUCINI).

This Domerian group is known from the Tethyan realm (FUCINI, 1905; GÉCZY 1976; BRAGA 1983) and from the southern euroboreal seas: Portugal, Provence (DOMMERGUES et al., 1983) and Subbriannonais (DOMMERGUES & MEISTER, 1990).

Local range: Stokesi subzone (*lavinianum* horizon).

**Superfamily: Hildocerataceae HYATT 1867**

**Family: Hildoceratidae HYATT 1867**

**Subfamily: Harpoceratinae NEUMAYR 1875**

Remark: In this paper we use *Protogrammoceras* in a wide sense. Only unambiguous forms with typically sigmoidal rursiradiate ribs (angulirursiradiate sensu SPATH) and which are characterized by a tricrenate flat venter during the whole ontogeny are placed in *Fucinieras*. The ambiguous forms are placed in "*Protogrammoceras*".

**Genus: *Protogrammoceras* SPATH 1913**

Types species: *Grammoceras bassanii* FUCINI, 1900.

**"*Protogrammoceras*" gr. *volubile*  
(FUCINI 1900)**

(Pl.6, Figs. 1,2; Fig. 13)

- \*1900 *Harpoceras* ? *volubile* FUCINI, Pl. 7, Fig. 3.
- 1900 *Grammoceras varicostatum* FUCINI, Pl. 8, Fig. 6.
- 1900 *Harpoceras* ? *pantanelli* FUCINI, Pl. 7, Fig. 7.
- ?1905 *Hildoceras bastianii* FUCINI, Pl. 44, Fig. 14.
- ?1905 *Hildoceras bastianii* var. *perplicata* FUCINI, Pl. 43, Fig. 1; Pl. 44, Fig. 1.
- 1976 *Fucinieras pantanelli serratum* (FUCINI). – GÉCZY, Pl. 35, Figs. 6–7; Pl. 36, Figs. 1–5.
- 1977 *Protogrammoceras* ? *volubile* (FUCINI). – WIEDENMAYER, Pl. 19, Fig. 16.
- 1983 *Protogrammoceras* gr. *volubile* (FUCINI) - *pantanelli* (FUCINI). – DOMMERGUES, FERRETTI, GÉCZY & MOUTERDE, Pl. 5, Figs. 1–17.

This fragment of a "*Protogrammoceras*" is characterized by weakly sinuous and rursiradiate ribs and by a narrow and flat ventral part. These morphological features show good affinities with the Carixian species "*Protogrammoceras*" *volubile* (FUCINI) and "*Protogrammoceras*" *costicillatum* (FUCINI). Between them there are transitional forms and often the determination of fragments is difficult. The systematic position is still in discussion. For example FERRETTI (1990) considers "*Protogrammoceras*" *costicillatum* (FUCINI) as a synonyme of "*Protogrammoceras*" *volubile* (FUCINI). Here we follow the systematic point of view of DOMMERGUES et al. (1983) and attribute this specimen to "*Protogrammoceras*" *volubile* (FUCINI). Its as-



Text-Fig. 13.

"*Protogrammoceras*" gr. *volubile* (FUCINI) whorl section.

sociation with *Androgynoceras* gr. *geyeri* corroborates this taxonomic position (see DOMMERGUES 1987).

Local range: Luridum subzone (*geyeri* level).

***Protogrammoceras* gr. *isseli*  
(FUCINI 1900)**

(Pl.5, Figs. 15–22)

- \*1900 *Grammoceras isseli* FUCINI, Pl. 9, Figs. 6–8.
- 1983 *Fucinieras isseli* (FUCINI). – BRAGA, Pl. 2, Fig. 10; Pl. 3, Figs. 1–5.
- 1983 *Protogrammoceras isseli* (FUCINI). – DOMMERGUES, FERRETTI, GÉCZY & MOUTERDE, Pl. 4, Figs. 1–12.

In the *Protogrammoceras* found overlying the beds with *Fucinieras lavinianum*, the rib-sketching is more falciform with a forward rib projection on the external part. The ventral sulci tend to disappear and the whorl section appears more acute.

Local range: Stokesi subzone (*isseli* horizon).

***Protogrammoceras* aff. gr. *marianii*  
(FUCINI 1904)**

(Pl. 5, Figs. 26,27)

- \*1904 *Harpoceras marianii* FUCINI, Pl. 41, Figs. 1–3.
- 1972 *Protogrammoceras marianii* (FUCINI). – FERRETTI, Pl. 13, Fig. 6.
- 1977 *Protogrammoceras marianii* (FUCINI). – WIEDENMAYER, Pl. 19, Figs. 7,8; with synonymy.
- 1989 *Protogrammoceras* (*Protogrammoceras*) aff. gr. *marianii* (FUCINI). – MEISTER, Pl. 3, Fig. 11.

*Protogrammoceras marianii* (FUCINI) presents more falciform ribs and an even more acute external part than *P. isseli*. This tendency is already initiated in *Protogrammoceras isseli* (FUCINI) and is more expressed in *Protogrammoceras marianii* (FUCINI).

In Lavant the *Protogrammoceras* from bed 29 are badly preserved with a quite coarse ribbing. They probably belong to *Protogrammoceras marianii* (FUCINI).

Local range: Stokesi subzone (*marianii* horizon).

***Protogrammoceras* aff. gr. *celebratum*  
(FUCINI, 1900)**

(Pl. 5, Figs. 24,25)

- \*1900 *Grammoceras celebratum* FUCINI, Pl. 10, Figs. 1,2.
- ?non 1986 *Protogrammoceras* (*Protogrammoceras*) *celebratum* (FUCINI). – GAKOVIC, Pl. 13, Figs. 1.
- 1989 (*Protogrammoceras*) *celebratum* (FUCINI). – MEISTER, Pl. 3, Figs. 14,15; Pl. 4, Fig. 1; with synonymy.

In *Protogrammoceras celebratum* (FUCINI) the falciform sketch of the ribs is even more pronounced and the ventral part more acute than in *P. marianii*. From *P. isseli* – > *P. marianii* – > *P. celebratum*, it is possible to recognize a general tendency to develop a progressively more falcate ribbing and a more acute ventral part by peramorphosis (acceleration in terms of heterochrony) (GOULD, 1977; ALBERCH et al., 1976; MAC NAMARA, 1982; DOMMERGUES et al., 1986).

Local range: Stokesi subzone (*celebratum* level).

**Subgenus: *Matteiceras* WIEDENMAYER 1980**

Type species: *Ammonites nitescens* YOUNG & BIRD 1828.

***Protogrammoceras (Matteiceras) gr. monestieri*  
(FISCHER 1975)**

(Pl. 6, Figs. 3,4)

- partim 1934 *Harpoceras falciplicatum* (FUCINI). – MONESTIER, Pl. 1, Figs. 3,13,32,33,36,37; non Pl. 10, Figs. 40,41.  
\*1975 *Protogrammoceras monestieri* FISCHER, Pl. 1, Figs. 13–17; Abb. 10,14, Figs. 4–7; Abb. 15, Fig. 5.  
1986 *P. (Matteiceras) monestieri* (FISCHER). – MEISTER, Pl. 21, Figs. 3,4,8,9.  
1989 *P. (Matteiceras) monestieri* (FISCHER). – MEISTER, p. 38; with synonymy.  
1990 *P. (Matteiceras) monestieri* (FISCHER). – DOMMARGUES & MEISTER, Fig. 5 (20).

Local range: Stokesi subzone (*isseli* horizon).

***Protogrammoceras (Matteiceras) gr. nitescens*  
(YOUNG & BIRD 1828)**

- \*1828 *Ammonites nitescens* YOUNG & BIRD, p. 257.  
1985 *Protogrammoceras nitescens* (Y. & B.). – COMAS RENGIFO, Pl. 14, Figs. 5–6; with synonymy.  
1989 *P. (Matteiceras) nitescens* (Y. & B.). – MEISTER, Pl. 3, Figs. 10,12.  
1990 *P. (Matteiceras) nitescens* (Y. & B.). – DOMMARGUES & MEISTER, Fig. 3 (11,12); Fig. 5 (21).

Like in other Upper Austroalpine regions (e.g. Rötelsstein: MEISTER & BÖHM in press), the two typical coarse ribbed Euroboreal forms (DOMMARGUES et al., 1985; DOMMARGUES & MEISTER, 1989) *Protogrammoceras (Matteiceras) nitescens* and *monestieri* coexist with Tethyan *Protogrammoceras* and allow a good correlation between these two realms.

Local range: Stokesi subzone (*marianii* horizon).

**Genus: *Fuciniceras* HAAS 1913**

Type species: *Hildoceras lavinianum* MENEHINI in FUCINI 1900.

***Fuciniceras gr. lavinianum*  
(FUCINI, 1900)**

(Pl. 5, Fig. 23; Pl.6, Figs. 5–11; Fig. 14)

- \*1900 *Hildoceras Lavinianum* MENEHINI in FUCINI, Pl. 11, Figs. 6,7.  
1900 *Hildoceras Lavinianum* var. *brevispirata* FUCINI, Pl. 8, Fig. 6.  
1900 *Grammoceras Portisi* FUCINI, Pl. 9, Figs. 1–3.  
1983 *Fuciniceras lavinianum* (FUCINI). – BRAGA, Pl. 1, Figs. 6–8; Pl. 2, Figs. 1–3; with synonymy.  
partim 1983 *Fuciniceras brevispiratum* (FUCINI). – BRAGA, Pl. 2, Figs. 4–9; with partim synonymy; not *Protogrammoceras pantanelli* (FUCINI).  
1983 *Fuciniceras portisi* (FUCINI) – *lavinianum* (FUCINI). – DOMMARGUES, FERRETTI, GÉCZY & MOUTERDE, Pl. 6, Figs. 9–10.

Following DOMMARGUES et al. (1985), DOMMARGUES (1987) and MEISTER & BÖHM (in press) we consider *Fuciniceras lavinianum* (FUCINI) and *Fuciniceras portisi* (FUCINI) as synonyme: *Fuciniceras lavinianum* (FUCINI) represents



Text-Fig. 14.

*Fuciniceras gr. cornacaldense* (TAUSCH) whorl section.

the coarse and spaced ribbed morphology and *Fuciniceras portisi* (FUCINI) the fine and close ribbed pole. The specimens from the Lienz Dolomites show an angulirursiradiate sketching (sensu SPATH 1913) and are closer to the morphology of *Fuciniceras portisi* (FUCINI). In "Protogrammoceras" *costicillatum* (FUCINI) from the Upper Carixian the *Fuciniceras* features (tricarinate venter and sigmoidale rursiradiate ribs) are still not well expressed during the whole ontogeny. However, they are well developed in the Lower Domerian *Fuciniceras lavinianum* (FUCINI).

Local range: Stokesi subzone (*lavinianum* horizon).

***Fuciniceras gr. cornacaldense*  
(TAUSCH 1890)**

(Pl. 6, Figs. 12–17)

- \*1890 *Harpoceras cornacaldense* TAUSCH, Pl. 1, Fig. 1.  
1895 *Harpoceras ? cornacaldense* TAUSCH var. *Bicicolae* BONRELLI, p. 339.  
1983 *Fuciniceras cornacaldense* (TAUSCH). – BRAGA, Pl. 3, Fig. 6–8; Pl. 4, Fig. 1; with synonymy.

Our fragments show typical *Fuciniceras* ribs, often fasciculated on the lower half of the sides. Their rib-density is quite important and the venter is tricarinate and flat.

In *Fuciniceras cornacaldense* (TAUSCH) we regroup *Fuciniceras bicicolae* (BONARELLI) which is considered by BONARELLI as a variety of TAUSCH's species only.

Two other species are very close to *Fuciniceras cornacaldense* (TAUSCH). The first is *Fuciniceras boscense* (REYNÈS) which is perhaps a coarser ribbed form and the second is *Fuciniceras pectinatum* (MENEHINI) characterized by a more sinuous and prorsiradiate ribbing. These 3 "species" are subcontemporaneous but the phylogenetic connections between them are still not well understood and our badly preserved material does not allow us to discuss these relationships.

Local range: Subnodosus subzone (*cornacaldense* level).

**Subfamily: Arieticeratinae HOWARTH 1955**

**Genus: *Arietoceras* SEGUENZA 1885**

Type species: *Ammonites algovianus* OPPEL 1862.

***Arietoceras gr. ugdulenai*  
(GEMMELLARO 1885)**

(Pl. 6, Figs. 19–22)

- \*1885 *Arietoceras (Grammoceras) ugdulenai* GEMMELLARO, p. 6.  
1929/30 *Sequentia ugdulenai* (GEM.). – FUCINI, Pl. 15, Figs. 1–7.  
1929/30 *Sequentia ugdulenai* (GEM.) *rareplicata*. – FUCINI, Pl. 15, Figs. 10–13.  
1929/30 *Sequentia ugdulenai* (GEM.) *denseplicata*. – FUCINI, Pl. 15, Figs. 8,9.

- \*1934 *Arieticeras lozeriense* MONESTIER, Pl. 9, Figs. 8–11, 14–17, ?18; Pl. 11, Fig. 4.  
 \*1983 *Arieticeras ugduleni* (GEM.). – BRAGA, Pl. 11, Figs. 8–15; with synonymy.  
 \*1986 *Ugdulenia ugduleni* (GEM.). – GAKOVIC, Pl. 8, Fig. 3.  
 \*1989 *Arieticeras ugduleni* (GEM.) – MEISTER, Pl. 6, Figs. 15, 17.

These quite involute *Arieticeras* with rigid radiate, sometimes weakly sigmoidal ribs, high and compressed whorl section, and an acute keel belong to *Arieticeras ugduleni* (GEMMELARO). Some specimens are coarsely ribbed and close to FUCINI's variety *rareplicata*.

The inner whorls are characterized by a quite irregular and more sinuous rib-pattern with two or three ribs being connected near the periumbilical part (fasciculate look). In the adult stage, the ribbing is more regular and disappears near the ventral part. Some specimens bear little ventrolateral tubercles as shown in FUCINI's illustration (1931: Pl. 13, Figs. 1, 6).

The juvenile ribbing also resembles FUCINI's genus *Trinacrioceras* with a still more irregular ribbing and a more evolute conch (ibidem: Pl. 20, 21).

Local range: Gibbosus subzone (*ugduleni* horizon).

### ***Arieticeras* gr. *algovianum* (OPPEL 1862)**

Pl. 6, Fig. 23; Pl. 7, Figs. 1–18)

- \*1862 *Ammonites Algovianus* OPPEL, p. 137.  
 1987 *Arieticeras* cf. *algovianum* (OPPEL). – SMITH, TIPPER, TAYLOR & GUÉX, Pl. 4, Figs. 10, 11.  
 1989 *Arieticeras* gr. *algovianum* (OPPEL). – MEISTER, Pl. 7, Fig. 10–12; with synonymy.

Our specimens immediately overly *Arieticeras ugduleni* and are characterized by a wider umbilicus and more prominent sigmoidal ribs. They belong to *Arieticeras algovianum* (OPPEL) which shows a large range of variability (see MEISTER, 1989: 48).

Local range: Gibbosus subzone (*algovianum* horizon).

### **gen. et sp. ind. ex *Arieticeratinae***

Some fragments are attributed tentatively to the subfamily *Arieticeratinae* because of their weakly sinuous and tight ribs. They are neither *Protogrammoceras* nor true *Arieticeras*, perhaps they are closer to *Leptaleoceras*. The bad preservation of our samples does not allow a precise determination.

Local range: Stokesi subzone (*marianii* horizon).

## **5. Biostratigraphy**

The 11 faunal horizons or levels which we recognized in the Lienz Dolomites sequences (Fig. 15) allow correlations with the two standard zonations presented for NW Europe (DEAN et al., 1961) and for the Tethyan realm (FERRETTI, 1990).

### **Remark**

The term "horizon" is reserved for one or several beds containing a rich ammonite fauna. We use "level" for condensed beds or beds with a poor fauna which might be regrouped with more data support.

## **5.1. Pliensbachian Stage**

### **5.1.1. Carixian substage**

#### **Ibex zone**

Until now the early Carixian has not been recognized in the studied area. In the middle Carixian, the ammonites are very rare. Nevertheless we can distinguish 3 levels in this period:

#### **(I) *Tropidoceras* level**

Only characterized by *Tropidoceras*.

#### **(II) *inflatum* level**

Characterized by the association *Acanthopleuroceras* and *Tropidoceras*.

#### **(III) *geyeri* level**

In this level, the index species co-occurs with *Protogrammoceras* gr. *volubile*.

We were not able to prove the existence of late Carixian in the Lienz Dolomites. Nevertheless, GEYER (1903) reported *Androgynoceras capricornus* (SCHLOTHEIM) from the Amlacher Wiesen Syncline (Rötenbach area). Possibly this horizon is not developed in the investigated sections.

### **5.1.2. Domerian substage**

The family Amaltheidae is rather well represented in the faunas of the Lienz Dolomites and is quite diversified with *Amaltheus stokesi*, *Amaltheus margaritatus*, *Amaltheus margaritatus* "forme" *subnodosus* and *Pleuroceras*.

#### **Margaritatus zone**

The Margaritatus zone sensu DEAN et al. (1961) is equivalent with the Stokesi and Margaritatus zones in FERRETTI (1990).

#### **Stokesi subzone**

At the present time the correlations between the Euroboreal and Tethyan realms appear to be good for the Stokesi subzone, especially between the Apennines and the Burgundy – Causses basin.

#### **(IV) *lavinianum* horizon**

This horizon classically characterizes the base of the Domerian in the Tethyan realm. In our region *Fuciniceras* gr. *lavinianum*, *Cetonoceras* sp. and *Phylloceras* co-occur in this stratigraphical unit.

#### **(V) *isseli* horizon**

Besides the index species, we find an Euroboreal group: *Protogrammoceras* (*Matteiceras*) *monestieri*. This species allows us a good correlation, particularly with the Causses basin (MEISTER, 1986) and Burgundy (DOMMERGUES 1987). Consequently the "Euroboreal" *monestieri* horizon appears to be equivalent to the "Tethyan" *isseli* horizon.

#### **(VI) *marianii* horizon**

After comparison with the *marianii* horizon from the Rotkögel (Upper Austroalpine, Salzburg area, MEISTER & BÖHM in press), we regroup here *Protogrammoceras* aff. gr. *marianii* (Lavant bed: 29) with *Protogrammoceras* (*Matteiceras*) *nitescens* and *Amaltheus* aff. *stokesi* (Lavant bed: 33) to only one horizon. In this case, the *marianii* horizon appears to be the equivalent to the "Euroboreal" *nitescens* horizon.

#### **(VII) *celebratum* and (VIII) *cornacaldense* levels**

The condensed bed at Blasbründl can be attributed to two stratigraphical units by comparison

MIDDLE LIAS										Period
PLIENSCHACHIAN										Stages & substages
CARIXIAN					DOMERIAN					
JAMESONI		IBEX		DAVOEI		MARGARITATUS			SPINATUM	Zones
TAYLORI		MASSEANUM		MACULATUM		STOKESI			HAWSKERENSE	Subzones
BREVISPINAPOLY.		VALDANI		CAPRICORNUS		"Celebratum" (VII)			APYRENUM	Horizons & "levels"
JAMESONI		Inflatum (II)		FIGULINUM		"Cornacaldense" (VIII)			Solare (XI)	
TAYLORI		Tropidoceras (I)		LAVINIUM (IV)		Ugduleni (IX)			Algovianum (X)	
										Phylloceras sp.
										P. (Calliphylloceras) bicocolae
										P. (Calaiceras) calais
										Partschiceras striatocostatum
										J. (Harpophylloceras) eximius
										J. sp.
										Lytoceras gr. villae
										Lytoceras gr. baconicum
										Lytoceras sp.
										Derolytoceras tortum
										Phricodoceras sp.
										Tropidoceras sp.
										Acanthopleuroceras gr. inflatum
										Androgynoceras gr. geyeri
										Becheiceras gr. bechei
										Amaltheus gr. stokesi
										Amaltheus margaritatus
										Amaltheus margaritatus forme subnodosus
										Pleuroceras aff. solare
										Cetonoceras sp. juv.
										"Protogrammoceras" gr. volubile
										Fucinoceras gr. lavinianum
										Protogrammoceras gr. isseli
										P. (Matteiceras) gr. monestieri
										Protogrammoceras aff. gr. marianii
										P. (Matteiceras) gr. nitescens
										Protogrammoceras aff. gr. celebratum
										Fucinoceras gr. cornacaldense
										Harpoceratinae sp.
										Arietitinae sp.
										Arietoceras gr. ugduleni
										Arietoceras gr. algovianum

Text-Fig. 15.  
Biostratigraphical framework of the Lienz region.



with the continuous biostratigraphical sequence of the Causses Basin (MEISTER, 1989).

*Protogrammoceras* aff. gr. *celebratum* and *Amaltheus stokesi* belong without doubt to the *celebratum* level. Likewise *Fucineras* gr. *cornacaldense* and *Amaltheus margaritatus* (with *Amaltheus margaritatus* "forme" *subnodosus*) belong to the *cornacaldense* level. On the contrary, it is impossible to attribute the longer ranging taxa of the condensed bed (Phylloceratina, Lytoceratina, *Phricodoceras* sp., *Becheiceras* gr. *bechei* and ?*Arieticeratina* sp.) to one of these two stratigraphic units.

#### Subnodosus subzone

In the Tethyan realm and in the Causses basin, the first level (*celebratum* level) still belongs to the Stokesi subzone and the *cornacaldense* level already to the Subnodosus subzone. Therefore, the boundary between the Stokesi subzone and the Subnodosus subzone lies between the *celebratum* and *cornacaldense* levels.

#### Gibbosus subzone

##### (IX) *ugdulenai* horizon

This horizon is characterized by the index species and some *Lytoceras* sp.

##### (X) *algovianum* horizon

Like in the Apennines or in the Causses Basin, we find *Arieticeras* gr. *algovianum* immediately overlying the *ugdulenai* horizon. *Arieticeras* gr. *algovianum* is

associated with *Amaltheus margaritatus* and Juraphyllitidae and Phylloceratidae.

#### Spinatum zone

##### Apyrenum subzone

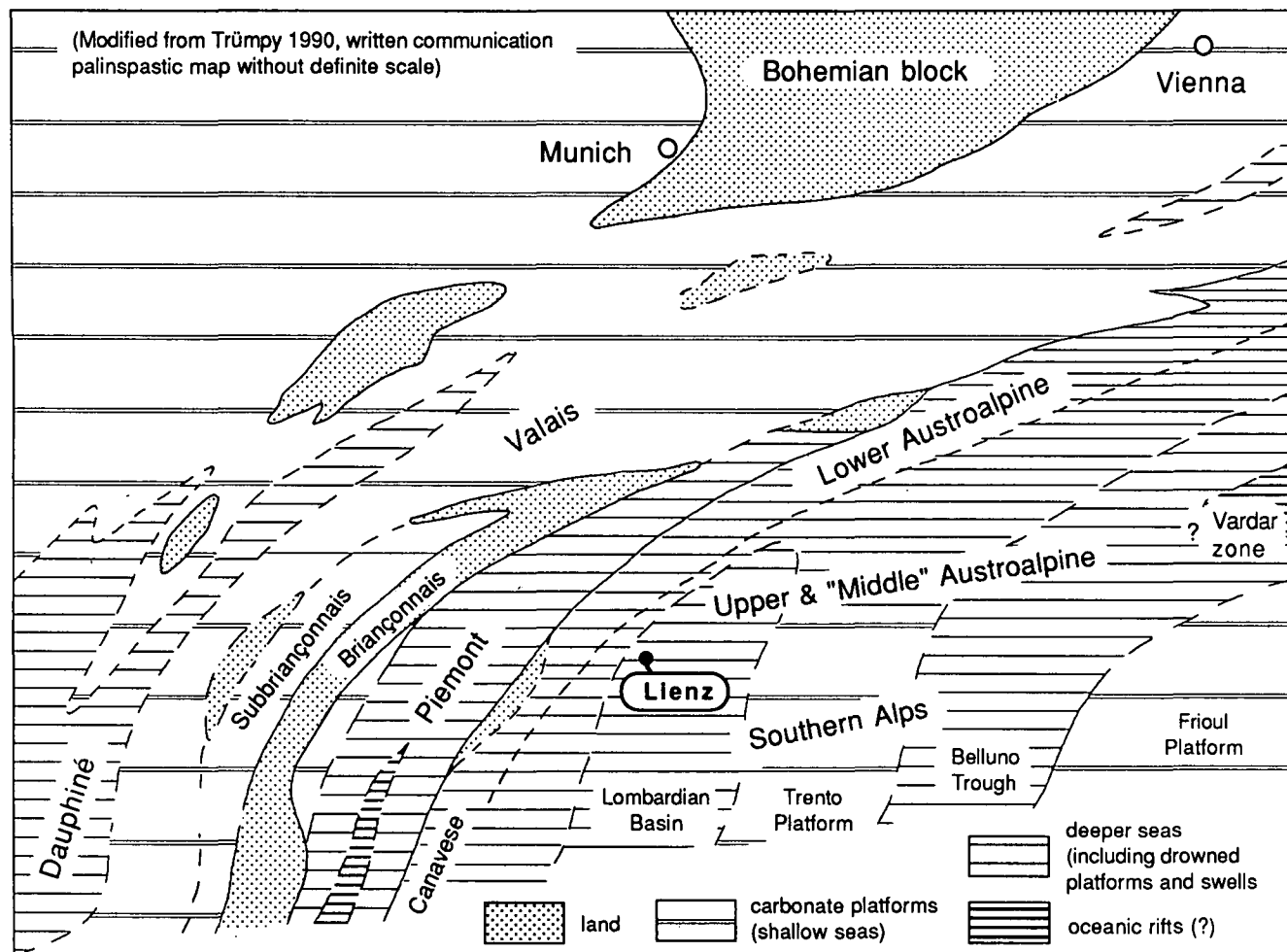
##### (XI) *solare* horizon

This horizon with *Pleuroceras* aff. *solare* and *Phylloceras* is well known throughout the Euroboreal and the western Tethyan realms (FERRETTI & MEISTER, in press).

## 6. Faunal Composition

The faunal composition (Fig. 16) shows well the Tethyan affinities of the Lienz Upper Austroalpine. However, this typical Tethyan fauna with Phylloceratidae, Juraphyllitidae, Dactyloceratidae (here *Celonoceras*), Harpoceratinae (*Protogrammoceras* and *Fucineras*) and Arietoceratinae is mixed with classical Euroboreal ammonites as *Acanthopleuroceras*, *Androgynoceras*, *Protogrammoceras* (*Matteiceras*) and Amaltheidae (*Amaltheus* and *Pleuroceras*).

The Euroboreal influence appears nearly continuous during the Pliensbachian in this region. This observation becomes evident when we compare the proportion of Tethyan and Euroboreal ammonites (Fig. 16).



Text-Fig. 17.  
Paleogeographical reconstruction of the Lias of the Alpine Range.  
Modified after TRÜMPY (1990: written comm.) and SCHMIDT et al. (in press).



*Tropidoceras*, *Becheiceras*, and the Lytoceratina are considered to occur in both realms.

Some events like the acme of Lytoceratina at the boundary between the Stokesi and Subnodosus subzones can be observed more globally. The abundance of Lytoceratina corresponds to an obliteration of the Harpoceratinae and to the development of the Arieticeratinae. FERRETTI & MEISTER (in press) have shown that the Lytoceratina seem to have acme-episodes during periods of instability of the Ammonitina.

In the Lienz Dolomites, the Phylloceratina are always present but do not dominate the fauna as in true "ammonitico rosso" areas.

## 7. Conclusions

The Upper Austroalpine occupies a key position for palinspastic reconstructions (Fig. 17) and particularly for biochronological correlations between the Euro-

boreal and Tethyan realms. This tectonic unit represents without doubt a Tethyan region and has been under the permanent influence of the Euroboreal in the Pliensbachian. This could be demonstrated in the Lienz Dolomites, based on the presence of *Acanthopleuroceras* gr. *inflatum* and *Androgynoceras* gr. *geyeri* for the Middle Carixian and to Amaltheidae (*Amaltheus* and *Pleuroceras*) and *P. (Matteiceras)* for the Domerian period.

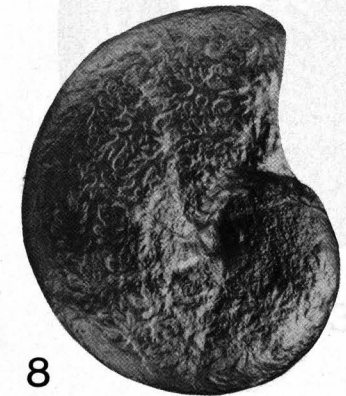

## Acknowledgements

We wish to thank W. BLIND, Gießen, for critically reading an earlier version of the manuscript. T. SCHMIDT, G. SUHR, and D. TANNER (Gießen) gave valuable corrections of the English text, and Mrs. M. SCHORGE (Gießen) is thanked for processing the photos.

C. MEISTER gratefully acknowledges the "Fonds National Suisse de la Recherche Scientifique" for supporting the investigations.


## Plate 1

- Figs. 1, 2: ***Phylloceras (Calaiceras) calais* (MENEHINI 1874).**  
Coll. MEISTER, no. 55501, sect. Blasbründl, bed 1, Margaritatus zone.
- Fig. 3: **Gastropode, gen. et sp. ind.**  
Coll. MEISTER, no. 55502, sect. Blasbründl, bed 1, Margaritatus zone.
- Figs. 4, 5: ***Juraphyllites (Harpophylloceras) eximius* (HAUER 1854).**  
Coll. MEISTER, no. 55503, sect. Blasbründl, bed 1, Margaritatus zone.
- Figs. 6, 7: ***Phylloceras (Calliphylloceras) bicicolae* (MENEHINI 1874).**  
Coll. MEISTER, no. 55504, sect. Blasbründl, bed 1, Margaritatus zone.
- Figs. 8, 9: ***Phylloceras (Calliphylloceras) bicicolae* (MENEHINI 1874).**  
Coll. BLAU, no. H 8320, sect. Lavant, bed 33, Margaritatus zone.
- Figs. 10,11: ***Lytoceras* gr. *baconicum* VADASZ 1910.**  
Coll. MEISTER, no. 55505, sect. Blasbründl, bed 1, Margaritatus zone.



## Plate 2

- Fig. 1: *Phylloceras (Calliphylloceras) bicicolae* (MENEHINI 1874).  
Coll. MEISTER, no. 55506, sect. Blasbründl, bed 1, Margaritatus zone.
- Figs. 2,3: *Partschiceras striatocostatum* (MENEHINI 1853).  
Coll. MEISTER, no. 55507, sect. Blasbründl, bed 1, Margaritatus zone.
- Figs. 4,5: *Lytoceras gr. villae* MENEHINI 1874.  
Coll. BLAU, no. L-X, S Kreithof, Margaritatus zone.



1

5

2

3

4

Plate 3

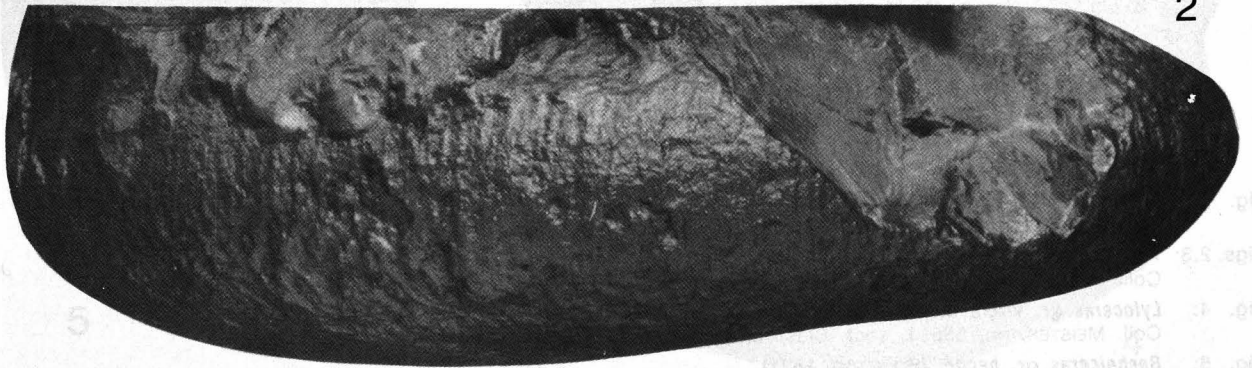
Figs. 1,2: *Lytoceras gr. villae* MENEGHINI 1874.  
Coll. MEISTER, no. 55508, sect. Blasbründl, bed 1, Margaritatus zone.



1



2



3

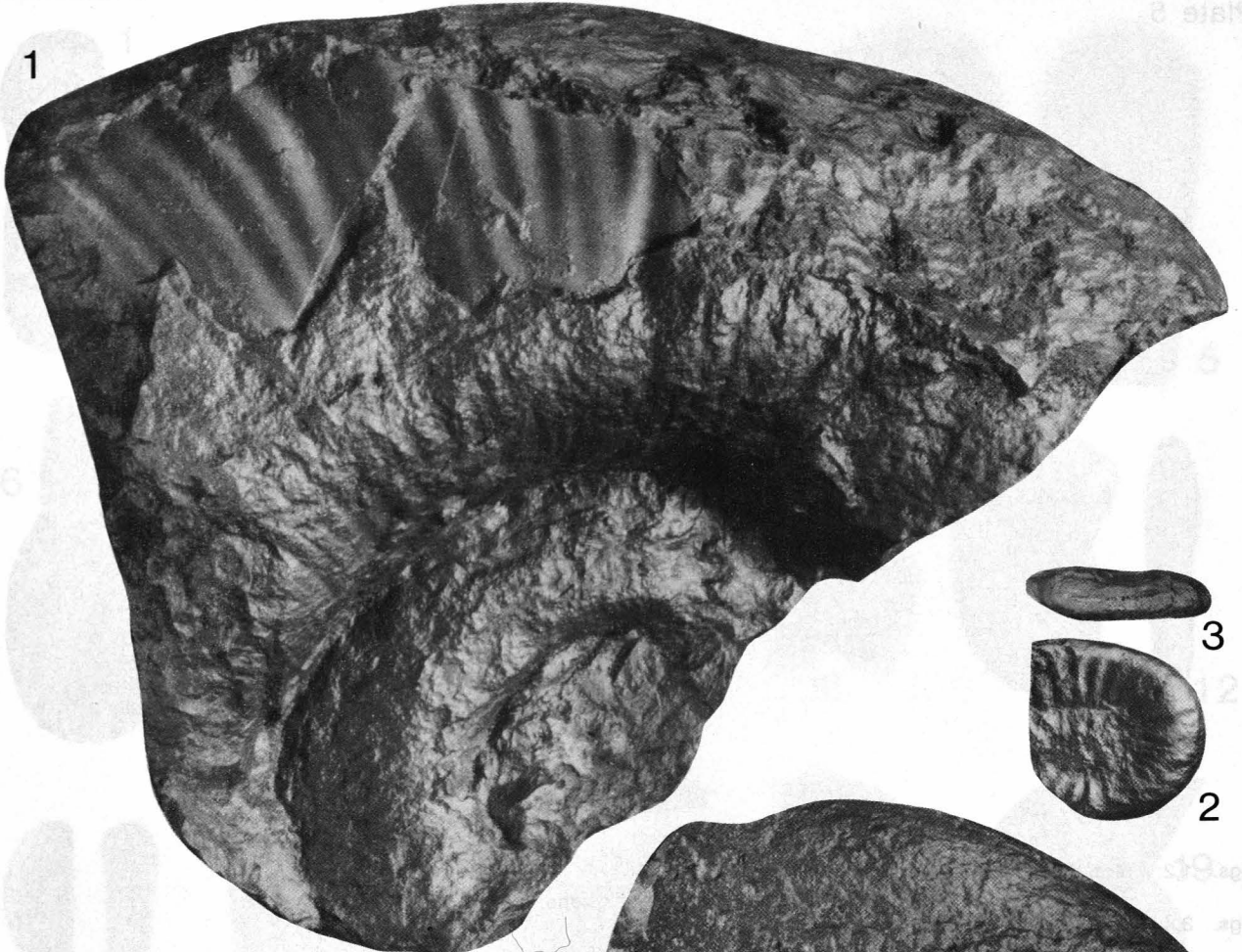
2

5

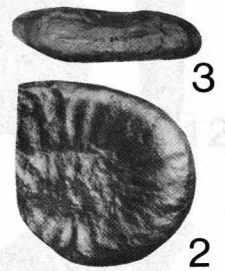
## Plate 4

- Fig. 1: ***Lytoceras gr. baconicum* VADASZ 1910.**  
Coll. MEISTER, no. 55509, sect. Blasbründl, bed 1, Margaritatus zone.
- Figs. 2,3: ***Tropidoceras* sp.**  
Coll. MEISTER, no. 55510, sect. Lavant, bed 1, Ibex zone.
- Fig. 4: ***Lytoceras gr. villae* MENEGHINI 1874.**  
Coll. MEISTER, no. 55511, sect. Blasbründl, bed 1, Margaritatus zone.
- Fig. 5: ***Becheiceras gr. bechei* (SOWERBY 1821).**  
Coll. MEISTER, no. 55512, sect. Blasbründl, bed 1, Margaritatus zone.



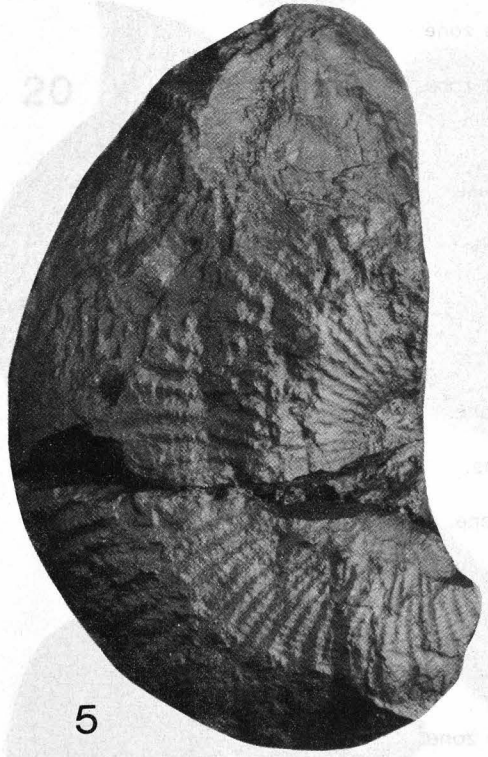


1



3

2




5



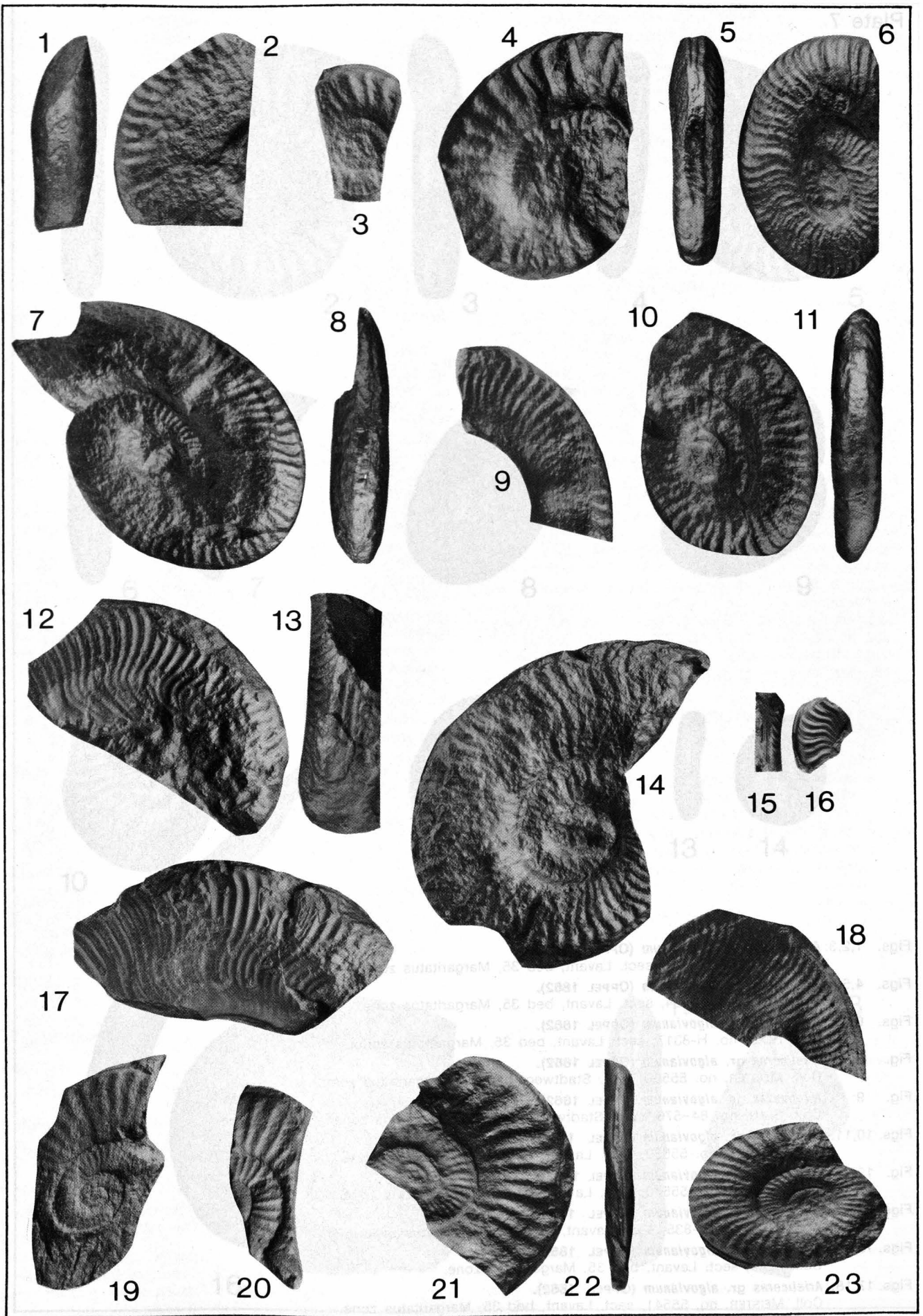
4

- Figs. 1,2: ***Acanthopleuroceras* gr. *inflatum* (QUENSTEDT 1885).**  
Coll. MEISTER, no. 55513, sect. Lavant, bed 4, Ibex zone.
- Figs. 3,4,5: ***Androgynoceras* gr. *geyeri* (SPATH 1938).**  
Coll. MEISTER, no. 55514, sect. Lavant, bed 12, Ibex zone.
- Figs. 6,7,8: ***Pleuroceras* aff. *solare* (PHILLIPS 1829).**  
Specimen to Figs. 7,8: coll. BLAU, no. 83152, sect. Lavant.  
Specimen to Fig. 6: coll. MEISTER, sect. Blasbründl, bed 3, Spinatum zone.
- Fig. 9: ***Amaltheus stokesi* (SOWERBY 1818).**  
Coll. MEISTER, no. 55515, sect. Blasbründl, bed 1, Margaritatus zone.
- Fig. 10: ***Amaltheus margaritatus* DE MONTFORT 1808.**  
Coll. MEISTER, no. 55516, sect. Stadtweg, bed 13, Margaritatus zone.
- Figs. 11,12: ***Amaltheus margaritatus* "forme" *subnodosus* (YOUNG & BIRD 1828).**  
Coll. BLAU, Sturzelbach, Margaritatus zone.
- Figs. 13,14: ***Cetonoceras* juv. sp..**  
Coll. MEISTER, no. 55517, sect. Lavant, bed 24, Margaritatus zone.
- Fig. 15: ***Protogrammoceras* gr. *isseli* (FUCINI 1900).**  
Coll. BLAU, no. H 8315, sect. Lavant, bed 27, Margaritatus zone.
- Figs. 16,17: ***Protogrammoceras* gr. *isseli* (FUCINI 1900).**  
Coll. BLAU, no. H 7, sect. Lavant, bed 27, Margaritatus zone.
- Fig. 18: ***Protogrammoceras* gr. *isseli* (FUCINI 1900).**  
Coll. MEISTER, no. 55518, sect. Lavant, bed 27, Margaritatus zone.
- Fig. 19: ***Protogrammoceras* gr. *isseli* (FUCINI 1900).**  
Coll. MEISTER, no. 55519, sect. Lavant, bed 27, Margaritatus zone.
- Fig. 20: ***Protogrammoceras* gr. *isseli* (FUCINI 1900).**  
Coll. BLAU, no. 84-314, sect. Lavant, bed 27, Margaritatus zone.
- Fig. 21: ***Protogrammoceras* gr. *isseli* (FUCINI 1900).**  
Coll. MEISTER, no. 55520, sect. Lavant, bed 27, Margaritatus zone.
- Fig. 22: ***Protogrammoceras* gr. *isseli* (FUCINI 1900).**  
Coll. MEISTER, no. 55521, sect. Lavant, bed 27, Margaritatus zone.
- Fig. 23: ***Fucinicerias* aff. gr. *lavinianum* (FUCINI 1900).**  
Coll. BLAU, no. 84-309, sect. Lavant, bed 24-25, Margaritatus zone.
- Fig. 24: ***Protogrammoceras* aff. gr. *celebratum* (FUCINI 1900).**  
Coll. BLAU, no. 1697, Sturzelbach, Margaritatus zone.
- Fig. 25: ***Protogrammoceras* aff. gr. *celebratum* (FUCINI 1900).**  
Coll. MEISTER, no. 55522, sect. Blasbründl, bed 1, Margaritatus zone.
- Figs. 26,27: ***Protogrammoceras* aff. gr. *marianii* (FUCINI 1904).**  
Coll. MEISTER, no. 55523, sect. Lavant, bed 29, Margaritatus zone.




- Figs. 1,2: ***Protogrammoceras* gr. *volubile* (FUCINI 1900).**  
Coll. MEISTER, no. 55524, sect. Lavant, bed 12, Ibex zone.
- Fig. 3: ***Protogrammoceras* (*Matteiceras*) gr. *monestieri* (FISCHER 1975).**  
Coll. MEISTER, no. 55525, sect. Lavant, bed 27, Margaritatus zone.
- Fig. 4: ***Protogrammoceras* (*Matteiceras*) gr. *monestieri* (FISCHER 1975).**  
Coll. BLAU, no. H-8331 (123), sect. Lavant, bed 27, Margaritatus zone.
- Figs. 5,6: ***Fucinicerases* gr. *lavinianum* (FUCINI 1900).**  
Coll. MEISTER, no. 55526, sect. Lavant, bed 24–25, Margaritatus zone.
- Figs. 7,8: ***Fucinicerases* gr. *lavinianum* (FUCINI 1900).**  
Coll. MEISTER, no. 55527, sect. Lavant, bed 24–25, Margaritatus zone.
- Fig. 9: ***Fucinicerases* gr. *lavinianum* (FUCINI 1900).**  
Coll. MEISTER, no. 55528, sect. Lavant, bed 24–25, Margaritatus zone.
- Figs. 10,11: ***Fucinicerases* gr. *lavinianum* (FUCINI 1900).**  
Coll. MEISTER, no. 55529, sect. Lavant, bed 24–25, Margaritatus zone.
- Figs. 12,13: ***Fucinicerases* gr. *cornacaldense* (TAUSCH 1890).**  
Coll. MEISTER, no. 55530, sect. Blasbründl, bed 1, Margaritatus zone.
- Fig. 14: ***Fucinicerases* gr. *cornacaldense* (TAUSCH 1890).**  
Coll. MEISTER, no. 55531, sect. Blasbründl, bed 1, Margaritatus zone.
- Figs. 15,16: ***Fucinicerases* gr. *cornacaldense* (TAUSCH 1890).**  
Coll. MEISTER, no. 55532, sect. Blasbründl, bed 1, Margaritatus zone.
- Fig. 17: ***Fucinicerases* gr. *cornacaldense* (TAUSCH 1890).**  
Coll. MEISTER, no. 55533, sect. Blasbründl, bed 1, Margaritatus zone.
- Fig. 18: **gen. et sp. ind. ?*Fucinicerases*.**  
Coll. BLAU, no. H-8328, sect. Lavant, Margaritatus zone.
- Fig. 19: ***Arieticerases* gr. *ugdulenai* (GEMMELARO 1885).**  
Coll. MEISTER, no. 55534, sect. Lavant, bed 34, Margaritatus zone.
- Fig. 20: ***Arieticerases* gr. *ugdulenai* (GEMMELARO 1885).**  
Coll. MEISTER, no. 55535, sect. Lavant, bed 34, Margaritatus zone.
- Figs. 21,22: ***Arieticerases* gr. *ugdulenai* (GEMMELARO 1885).**  
Coll. MEISTER, no. 55536, sect. Lavant, bed 34, Margaritatus zone.
- Fig. 23: ***Arieticerases* gr. *algovianum* (OPPEL 1862).**  
Coll. MEISTER, no. 55537, sect. Stadtweg, bed 13, Margaritatus zone.





## Plate 7

- Figs. 1,2,3: ***Arieticeras gr. algovianum* (OPPEL 1862).**  
Coll. BLAU, no. H-833, sect. Lavant, bed 35, Margaritatus zone.
- Figs. 4,5: ***Arieticeras gr. algovianum* (OPPEL 1862).**  
Coll. BLAU, no. H-834, sect. Lavant, bed 35, Margaritatus zone.
- Figs. 6,7: ***Arieticeras gr. algovianum* (OPPEL 1862).**  
Coll. BLAU, no. H-8317, sect. Lavant, bed 35, Margaritatus zone.
- Fig. 8: ***Arieticeras gr. algovianum* (OPPEL 1862).**  
Coll. MEISTER, no. 55538, sect. Stadtweg, bed 13, Margaritatus zone.
- Fig. 9: ***Arieticeras gr. algovianum* (OPPEL 1862).**  
Coll. BLAU, no. 84-576, sect. Stadtweg, bed 13, Margaritatus zone.
- Figs. 10,11: ***Arieticeras gr. algovianum* (OPPEL 1862).**  
Coll. MEISTER, no. 55539, sect. Lavant, bed 35, Margaritatus zone.
- Fig. 12: ***Arieticeras gr. algovianum* (OPPEL 1862).**  
Coll. MEISTER, no. 55540, sect. Lavant, bed 35, Margaritatus zone.
- Figs. 13,14: ***Arieticeras gr. algovianum* (OPPEL 1862).**  
Coll. BLAU, no. H-835, sect. Lavant, bed 35, Margaritatus zone.
- Figs. 15,16: ***Arieticeras gr. algovianum* (OPPEL 1862).**  
Coll. BLAU, sect. Lavant, bed 35, Margaritatus zone.
- Figs. 17,18: ***Arieticeras gr. algovianum* (OPPEL 1862).**  
Coll. MEISTER, no. 55541, sect. Lavant, bed 35, Margaritatus zone.



## Literatur

- ALBERCH, P., GOULD, S.J., OSTER, G.F. & WAKE, D.B.: Size and shape in ontogeny and phylogeny. – *Paleobiology*, **5/3**, 296–317, Menlo Park (Cal.) 1979.
- ARKELL, W.J.: A classification of the Jurassic ammonites. – *J. Palaeont.*, **24**, 345–364, Tulsa 1950.
- ARKELL, W.J., KUMMEL, B. & WRIGHT, C.W.: Mesozoic Ammonoidea. – In: MOORE, R. C. (ed.): *Treatise on Invertebrate paleontology*, (L) Mollusca 4, 80–490, Lawrence (Kansas) 1957.
- BENECKE, E.W.: Ueber Trias und Jura in den Südalpen. – *Geognostisch-Palaeontologische Beitr.*, **1** (1866), 1–204, München 1868.
- BLAU, J.: Stratigraphische Untersuchungen im Lias der nordwestlichen Lienzer Dolomiten (Osttirol/Österreich) unter besonderer Berücksichtigung von zwei neu gefundenen Ammonitenfaunen. – *Dipl. Thesis*, 135 p., Gießen 1983.
- BLAU, J.: Neue Foraminiferen aus dem Lias der Lienzer Dolomiten. – Teil I: Die Foraminiferenfauna einer roten Spaltenfüllung in Oberrhätalken. – *Jb. Geol. B.-A.*, **129/3–4**, 495–523, Wien 1987.
- BLAU, J.: Stratigraphie und Paläontologie der Trias-, Jura- und Kreide-Schichten in den nördlichen Lienzer Dolomiten (Österreich). – *Doct. Thesis*, 139 p., Gießen 1990.
- BLAU, J. & SCHMIDT, T.: Tektonisch kontrollierte Sedimentation im Unterlias der Lienzer Dolomiten (Österreich, Osttirol, Kärnten). – *Mitt. Ges. Geol. Bergbaustud. Österr.*, **34/35**, 185–207, Wien 1988.
- BLAU, J. & SCHMIDT, T.: Weitere Beobachtungen in den Liasfleckenmergeln der Stadelwiese (östliche Lienzer Dolomiten, Kärnten) – eine Erwiderung auf den „Bericht 1988 über geologische Aufnahmen auf den Blättern 179 Lienz, 180 Winklern und 196 Obertilliach“ von A. WARCH. – *Mitt. Ges. Geol. Bergbaustud. Österr.*, **36**, 169–177, Wien 1990.
- BLAU, J., BLIND, W., & SCHMIDT, T.: Bericht 1988 über geologische Aufnahmen in den Lienzer Dolomiten auf den Blättern 179 Lienz und 180 Winklern. – *Jb. Geol. B.-A.*, **132**, 593–595, Wien 1989.
- BONARELLI, G.: Fossili domeriani della Brianza. – *Rend. Ist. Lomb. Sci. Lett.*, **2/28**, 326–347, Pisa 1895.
- BRAGA, J.C.: Ammonites del Domerense de la Zona Subbética (Cordilleras Béticas, sur de España). – *Tesis Doctoral*, Universidad de Granada, 410 p., Granada 1983.
- BRAGA, J.C., COMAS RENGIFO, M.J., GOY, A. & RIVAS, P.: Comparaciones faunísticas y correlaciones en el Pliensbachiense de la Zona Subbética y Cordillera Iberica. – *Bol. Soc. Española Hist. Nat. (Geol.)*, **80**, 221–244, Madrid 1982.
- BRAGA, J.C., JIMENEZ, A.P. & RIVAS, P.: Lytoceratidae (Ammonoidea) del Lias Medio de la Zona Subbética. – *Bol. R. Soc. Española Hist. Nat. (Geol.)*, **82**, 5–23, Madrid 1987.
- BRAGA, J.C. & RIVAS, P.: Phylloceratidae del Lias Medio de la Zona Subbética. – *Bol. R. Soc. Española Hist. Nat. (Geol.)*, **82**, 65–86, Madrid 1987.
- BRUGUIÈRE, J.G.: Histoire naturelle des Vers. – Part of *Encyclopédie Méthodique*, **I–XVIII**, 1–344 (1789), 345–757 (1792), Paris 1789–1792.
- BUCKMAN, S.S.: Yorkshire Type Ammonites (from vol. 3, Type Ammonites). – **1–7** (for the dates of delivery see DEAN et al., 1961), 709 pl., London (Weldon & Wesley) 1909–1930.
- COMAS RENGIFO, M.J.: El Pliensbachiense de la Cordillera Ibérica. – *Tesis Doctoral Univ. de Madrid*, 591 p., Madrid 1985.
- CORNELIUS-FURLANI, M.: Beiträge zur Kenntnis der Schichtfolge und Tektonik der Lienzer Dolomiten. I. – *Sitzber. Österr. Akad. Wiss., math.-naturw. Kl., Abt. I*, **162**, 279–294, Wien 1953.
- CUBAYNES, R., BOUTET, C., DELFAUD, J. & FAURE, P.: La mégaséquence d'ouverture du Lias quercynois (bordure sud-ouest du Massif Central français). – *Soc. Nat. Eif-Aquitaine*, **8**, 334–370, Pau 1984.
- DEAN, W.T., DONOVAN, D.T. & HORWATH, M.K.: The liassic ammonite zones and subzones of the North-West European Province. – *Bull. British Museum Nat. Hist. Geol.*, **4**, 435–505, London 1961.
- DOMMERGUES, J.-L.: Les Dactylioceratidae du Carixien et du Domérien basal, un groupe monophylétique. Les Reynesocoeloceratinae nov. subfam. – *Bull. Sci. Bourg.*, **39/1**, 26 p., Dijon 1986.
- DOMMERGUES, J.-L.: L'évolution des Ammonitina au Lias moyen (Carixien, Domérien basal) en Europe occidentale. – *Thèse Univ. Lyon*, 303 p., Lyon 1987.
- DOMMERGUES, J.-L., DAVID, B. & MARCHAND, D.: Les relations ontogénèse – phylogénèse: applications paléontologiques. – *Géobios*, **19/3**, 335–356, Lyon 1986.
- DOMMERGUES, J.-L., FERRETTI, A., GÉCZY, B. & MOUTERDE, R.: Eléments de corrélation entre faunes d'ammonites mésogéennes (Hongrie, Italie) et subboréales (France, Portugal) au Carixien et au Domérien inférieur. – *Géobios*, **16/4**, 471–499, Lyon 1983.
- DOMMERGUES, J.-L. & MEISTER, C.: Une nouvelle espèce de *Fucinicer* du Domérien des Causses: *Fucinicer fontaneillesi* nov. sp. – *Géobios*, **19/5**, 653–660, Lyon 1986.
- DOMMERGUES, J.-L. & MEISTER, C.: La biostratigraphie des ammonites du Carixien (Jurassique inférieur) d'Europe occidentale: un test de la méthode des associations unitaires. – *Eclogae geol. Helv.*, **80/3**, 919–938, Bâle 1987.
- DOMMERGUES, J.-L. & MEISTER, C.: Trajectoires ontogénétiques et hétérochronies complexes chez des ammonites (Harpoceratinae) du Jurassique inférieur (Domérien). – *Géobios*, *Mém. spécial*, **1**, 157–166, Lyon 1989.
- DOMMERGUES, J.-L. & MEISTER, C.: De la Grosse Pierre des Encombres aux Klippes de Suisse centrale: un test d'homogénéité des paléoenvironnements subbriançonnais et des contraintes paléobiogéographiques alpines par les ammonites du Lias moyen (Jurassique inférieur). – *Bull. Soc. géol. France*, **8/4**, 635–646, Paris 1990.
- DOMMERGUES, J.-L., MEISTER, C. & FAURE, P.: Trois espèces nouvelles d'Harpoceratinae du Carixien supérieur et du Domérien basal du nord-ouest de l'Europe. *Premier Coll. Centre Int. Etude du Lias 1984*. – *Cahiers Inst. Cath.*, **14**, 153–173, Lyon 1985.
- DOMMERGUES, J.-L., MEISTER, C. & METTRAUX, M.: Succession des faunes d'ammonites du Sinémurien et du Pliensbachiense dans les Préalpes médianes de Suisse romande (Vaud et Fribourg): implications biochronologiques et paléobiogéographiques. – *Géobios*, **23/3**, 307–341, Lyon 1990.
- DOMMERGUES, J.-L. & MEISTER, C.: Area of mixed marine faunas between two major paleogeographical realms, exemplified by the Early Jurassic (Late Sinemurian and Pliensbachiense) ammonites in the Alps. – *Paleogeogr. Palclimatol. Paleoecol.*, Amsterdam (in press).
- DONOVAN, D.T., FORSEY, G.F.: Systematics of Lower Liassic Ammonitina. – *Paleont. Contr. Univ. Kansas*, **64**, 18 p., Kansas 1973.
- DUMORTIER, E.: Etudes paléontologiques sur les dépôts jurassiques du bassin du Rhône, 3ème et 4ème parties, Lias moyen et supérieur. – 299 p., Paris (Savy) 1869/74.
- EMMRICH, H.: Notiz ueber den Alpenkalk der Lienzer Dolomiten. – *Jb. Geol. Reichsanst.*, **6**, 444–450, Wien 1855.
- FERRETTI, A.: Ricerche biostratigrafiche sul Domeriano nel gruppo montuoso del Nerone (Appennino Marchigiano). – *Riv. Ital. Paleont.*, **78/1**, 93–130, Milano 1972.



- FERRETTI, A.: Biostratigrafia del Domeriano nell'Appennino Marchigiano. – Cahiers Univ. Cath., **4**, 53–56, Lyon 1990.
- FISCHER, R.: Die deutschen Mittelias-Falcciferen (Ammonoidea, Protogrammoceras, Fuciniceras, Arieticeras). – Palaeontographica A, **151**, 47–101, Stuttgart 1975.
- FUCINI, A.: Ammoniti del Lias Medio dell'Appennino centrale esistenti nel museo di Pisa. – Parte 1, Paleont. Ital., **5/1899** (1900), 145–185; parte 2, ibid. **6/1900** (1901), 17–78, Pisa 1900–1901.
- FUCINI, A.: Cefalopodi Liassici del Monte di Cetona. – Parte 1, Paleont. Ital., **7** (1901), 1–89; parte 3, ibid., **9** (1903), 125–185; parte 4, ibid., **10** (1904), 275–298; parte 5, ibid., **11** (1905), 93–146; Pisa 1901–1905.
- FUCINI, A.: Fossili domeriani dei dintorni di Taormina. Parte 1–5. – Parte 1, Paleont. Ital., **26/1920** (1923), 75–116; parte 2, ibid., **27/1921** (1924), 1–21; parte 3, ibid., **29–30/1923–28** (1929), 41–77; parte 4, ibid., **31/1929–30** (1931), 93–149; parte 5, ibid., **35/1934–35** (1935), 85–100; Pisa 1923–1935.
- GAKOVIC, M.B.: Stratigraphy of the liassic of the Zalomka and Gacko in Herzegovina as a base of biostratigraphic division of the Lower Jurassic in the Dinarides. – Geol. Glas. Pos. Izd., **21**, 143 p., Sarajevo 1986.
- GÉCZY, B.: Les ammonites du Carixien de la montagne du Bakony. – Akadémiai Kiado, 220 p., Budapest 1976.
- GEMMELLARO, G.G.: Sui fossili degli strati a *Terebratula aspasia* della contrada Rocche Rosse presso Galati (Provincia di Messina). – Giorn. Sc. Nat. Econ., **16**, 167–218, Palermo 1884.
- GEYER, G.: Zur Geologie der Lienzer Dolomiten. – Verh. Geol. R.-A., **1903**, 165–196, Wien 1903.
- GOULD, S.J.: Ontogeny and phylogeny. – Harvard Univ. press, 501 p., Cambridge (Mass.) 1977.
- GRÜN, B.: Stratigraphie und Mikropaläontologie der Jura- und Kreide-Sedimente in den SW' Lienzer Dolomiten. – Dipl. Thesis, 70 p., Gießen 1990.
- GRÜN, B. & SENFF, M.: Bericht 1989 über geologische Aufnahmen im Permo-Mesozoikum der westlichen Lienzer Dolomiten auf den Blättern 179 Lienz und 196 Obertilliach. – Jb. Geol. B.-A., **133/3**, 481–482, Wien 1990.
- HAAS, O.: Die Fauna des mittleren Lias von Ballino im Südtirol. – Beitr. Paläont. Geol. Oesterr. Ungarn Orient, **26**, 1–161, Wien 1913.
- HAUER, F.v.: Beiträge zur Kenntnis der Capricornier der österreichischen Alpen. – Sitzber. K. Akad. Wiss. Math. Nat. Cl., **13**, 861–910, Wien 1854.
- HAUER, F. v.: Über die Cephalopoden aus dem Lias der nord-östlichen Alpen. – Denkschr. Akad. Wiss. Wien, math.-natw. Cl., **11**, 1–86, Wien 1856.
- HOWARTH, M.K.: The ammonites of the Liassic family Amaltheidae in Britain. – Paleont. Soc. London, 90 p., London 1958.
- HYATT, A.: The fossil Cephalopods of the Museum of comparative Zoology. – Bull. Zool. Harvard, **1**, Cambridge 1867.
- HYATT, A.: Cephalopoda. – In: ZITTEL, K.A. v.: Text-book of Palaeontology, 1st Engl. ed., 502–604, transl. C.R. Eastman, London (Macmillan) 1900.
- HYATT, A.: Genesis of the Arietidae. – Smiths. Contrib. Knowl., **673**, xi + 238 p., Washington 1889.
- JORDAN, R.: Paläontologische und stratigraphische Untersuchungen im Lias delta (Domerium) Nordwestdeutschlands. – Thèse Univ. Tübingen, 178 p., Tübingen 1960.
- KOWACS, L.: Bemerkungen zur systematischen Einteilung der jurassischen Phylloceraten. – Tisia, **3**, 278–320, Debrecen 1939.
- MAC NAMARA, K.J.: Heterochrony and phylogenetic trends. – Paleobiology, **8/2**, 130–142, Menlo Park (Cal.) 1982.
- MARIOTTI, A.: Precisions sur la stratigraphie des Lienzer Dolomiten. Hypothèses sur les relations paléogéographiques entre les Alpes orientales et les Alpes méridionales: conséquences structurales. – Géol. Alp., **48**, 121–129, Grenoble 1972.
- MENEGHINI, J.: Monographie des fossiles du calcaire rouge ammonitique (Lias supérieur) de Lombardie et de l'Appennin Central. – In: STOPPANI, A. (ed.): Paleont. Lombarde, **4**, Milano 1867/81.
- MEISTER, C.: Les ammonites du Carixien des Causses, France. – Mém. Suis. Paléont., **109**, 209 p., Bâle 1986.
- MEISTER, C.: Ontogenèse et évolution des Amaltheidae (Ammonoidea). – Eclogae geol. Helv., **81/3**, 763–841, Bâle 1988.
- MEISTER, C.: Les ammonites du Domérien des Causses (France). Analyses paléontologiques et stratigraphiques. – Cahiers Pal. (CNRS edit.), 98 p., Paris 1989.
- MEISTER, C. & LOUP, B.: Les gisements d'ammonites liassiques (Hettangien à Pliensbachien) du Ferdenrothorn (Valais, Suisse): analyses paléontologiques, biostratigraphiques et aspects lithostratigraphiques. – Eclogae geol. Helv., **82/3**, 1003–1041, Bâle 1989.
- MEISTER, C. & BÖHM, F.: Upper Austroalpine liassic ammonites from the Northern Calcareous Alps (Salzburg and Schladming areas, Austria). – in press.
- MONESTIER, J.: Ammonites du Domérien de la région du sud-est de l'Aveyron et de quelques régions de la Lozère à l'exclusion des Amaltheidés. – Mém. Soc. Géol. France, N.S., **23**, 102 p., Paris 1934.
- MONTFORT, D. DE: Conchyliologie systématique et classification méthodique des coquilles. – I (LXXXVII), 410 p., Paris 1908.
- MÜLLER, S. W.: Genotype of the ammonites genus *Rhacophylites*. – J. Paleont., **13/5**, 533–537, Tulsa 1939.
- NEUMAYR, M.: Die Ammoniten der Kreide und die Systematik der Ammonitiden. – Z. dtsh. geol. Ges., **27**, 854–942, Berlin 1875.
- OPPEL, A.: Ueber jurassische Cephalopoden. – Palaeontologische Mitth., **3**, 127–162, Stuttgart 1862.
- D'ORBIGNY, A.: Paléontologie française. Terrains jurassiques. Tome I. Céphalopodes. – 642 p., Paris (Masson) 1844/45.
- PHILLIPS, J.: Illustrations of the Geology of the Yorkshire; or, a description of the strata and organic remains of the Yorkshire Coast. – XVI + 192 p., York 1829.
- POPA, E.: Asupra prezentei speciei *Pleuroceras solare* (Zona Spinatum) in calcarele Domerianului autohton din muntii Persani (Carpatii orientali). – Dari Seam. Sedint., **54/2**, 41–45, Bucarest 1969.
- QUENSTEDT, A.F.: Die Ammoniten des Schwäbischen Jura. I. Der Schwarze Jura (Lias). – (detailed data on the publication are given by DEAN et al., 1961: 503). – 440 p., Tübingen (Schweitzerbart) 1882–85.
- REYNES, P.: Essai de géologie et de paléontologie aveyronnaises. – Baillièrre & fils édit., 110 p., Paris 1868.
- ROSENBERG, P.: Die liassische Cephalopodenfauna der Kratzalpe im Hagengebirge. – Beitr. Paläont. Geol. Oesterr. Ungarns Orient, **22**, 193–345, Wien 1909.
- SCHLAGER, W.: Zur Geologie der östlichen Lienzer Dolomiten. – Mitt. Ges. Geol. Bergbaustud. Wien, **13/1962**, 41–120, Wien 1963.
- SCHLEGELMILCH, R.: Die Ammoniten des süddeutschen Lias. – 212 p., Stuttgart (Gustav Fischer Verlag) 1976.
- SCHMIDT, T., BLAU, J. & KAZMÉR, M.: Large scale strike-slip displacement of the Drauzug and the Transdanubian Mountains in early Alpine history – evidence from Permo-Mesozoic facies belts. – Tectonophysics, Amsterdam (in press).
- SEGUENZA, G.: Le Spiriferina dei vari Piani del Lias Messinese. – Boll. Soc. Geol. Ital., **4**, 377–497, Roma 1885.

- SIMPSON, M.: The fossils of the Yorkshire Lias; described from nature.. – Whittaker ed., Whitby 1855.
- SMITH, P.L., TIPPER H.W., TAYLOR D.G. & GUÉX, J.: An ammonite zonation for the Lower Jurassic of Canada and the United States: the Pliensbachian. – *Can. J. Earth Sci.*, **25**, 1503–1523, Ottawa 1988.
- SOWERBY J.: Mineral Conchology of Great Britain. – 1–6, London (Meredith) 1812–46.
- SPATH, L.F.: On Jurassic ammonites from Jebel Zaghuwan (Tunisia). – *Quart. J. geol. Soc. London*, **69**, 540–580, London 1913.
- SPATH, L.F.: Revision of the Jurassic Cephalopod fauna of Kachh. – *Palaeontogr. Indica N.S.*, **9**, pts. 1–6, 945 p., Kalkutta 1927–33.
- SPATH, L.F.: A catalogue of the ammonites of the Liassic family Liparoceratidae. – *Brit. Mus. Nat. Hist.*, 191 p., London 1938.
- SPERLING, M.: Stratigraphie und Strukturgeologie der westlichen Lienzer Dolomiten (Drauzug, Osttirol). – Dipl. Thesis, Leopold-Franzens-Univ. Innsbruck, 142 p., Innsbruck 1990.
- STUR, D.: Die geologischen Verhältnisse der Thäler der Drau, Isel, Möll und Gail in der Umgebung von Lienz, ferner der Carnia im venetianischen Gebiete. – *Jb. Geol. R.-A.*, **7**, 1856/3, 405–459, Wien 1856.
- SUËSS, E.: Über Ammoniten. I. – *Sitzber. k. k. Akad. Wiss., math.-naturw. Kl.*, 1. Abt., **52** (1865), 71–89, Wien 1866.
- TINTANT, H. GAUTHIER, J. & LACROIX, L.: Les Amaltheidae de Côte d'Or et leur répartition stratigraphique. – *Bull. Sci. Bourgogne*, **20** (1960), 137–161, Dijon 1961.
- TOLLMANN, A.: Geologie von Österreich. Band 1. Die Zentralalpen. – XIV + 766 p., Wien (Deuticke) 1977.
- TRUEMAN, A. E.: The Lias of south Lincolnshire. – *Geol. Mag. Lond.*, **5/5**, 103–111, London 1918.
- VADASZ, M. E.: Die Juraschichten des südlichen Bakony. – *Result. wiss. Erforsch. Balatonsee, pal. Anh.*, **1/1**, 1–89, Budapest 1910.
- WIEDENMAYER, F.: Die Ammoniten des Besazio-Kalks (Pliensbachian, Südtessin). – *Mém. Suis. Paléont.*, **98**, 131 p., Bâle 1977.
- WIEDENMAYER, F.: Die Ammoniten der mediterranen Provinz im Pliensbachian und unteren Toarcian aufgrund neuer Untersuchungen im Generoso-Becken (Lombardische Alpen). – *Mém. Soc. Hélv. Sc. Nat.*, **93**, 197 p., Bâle 1980.
- YOUNG, G.M. & BIRD, J.: A geological survey of the Yorkshire Coast: describing the strata and fossils occurring between the Humber and the Tees, from the German Ocean to the Plain of York. – 336 p., Whitby 1822.
- ZITTEL, K.A. v.: Geologische Beobachtungen aus den Central-Apenninen. – *Geogn. paläont. Beitr.* **2/2**: 91–178, München 1869.
- ZITTEL, K.A. v.: Cephalopoda. – In: ZITTEL, K.A. v.: *Handbuch der Paläontologie*, 1. Abt., **2**, 893 p., München 1884.

Manuskript bei der Schriftleitung eingelangt am 27. Februar 1991.